



04311 A

Third B.H.M.S. (2015) Examination, Summer 2018
GENERAL SURGERY AND HOMOEOPATHIC THERAPEUTICS – I

Total Duration : 3 Hours

Total Marks : 100

- Instructions :**
- 1) Use **blue/black** ball point pen only.
 - 2) **Do not** write anything on the **blank portion of the question paper**. If written anything, such type of act will be considered as an attempt to resort to unfair means.
 - 3) **All** questions are **compulsory**.
 - 4) The number to the **right** indicates **full** marks.
 - 5) Draw diagrams **wherever** necessary.
 - 6) Distribution of syllabus in Question Paper is only meant to cover entire syllabus within the stipulated frame. The Question paper pattern is a mere guideline. Questions can be asked from any paper's syllabus into any question paper. Students cannot claim that the Question is out of syllabus. As it is only for the placement sake, the distribution has been done.

1. Write short answer (any ten out of fifteen) :

(10×2=20)

- a) Sebaceous cyst.
- b) Carbuncle.
- c) Lipoma.
- d) Haemorrhoids.
- e) Mammography.
- f) Achalsia cardia.
- g) Types of hernias.
- h) Cystitis.
- i) Baryta carb in glandular affection.
- j) Natrum sulph in head injury.
- k) Silicea in abscess.
- l) Name 4 remedies for U T I.
- m) Name 4 remedies for G I T.
- n) Name 4 remedies for Liver affections.
- o) Name 4 remedies for Reflux oesophagitis.

P.T.O.



2. Write short answer (**any four** out of six) :

(4×5=20)

- a) Blood Transfusion
- b) Varicose Veins
- c) Malignant Tumors
- d) Hiatus Hernia
- e) Hydrocele
- f) Urethritis.

3. Write short answer (**any four** out of six) :

(4×5=20)

- a) Arsenic Alb in Gangrene
- b) Cantharis in burns
- c) Arnica in injury
- d) Colocynth in acute abdomen
- e) Apis mel in renal colic
- f) Belladonna in mastitis.

4. Long answer question (**any two** out of four) :

(2×10=20)

- a) Two drugs for breast tumors.
- b) Two drugs for shocks
- c) Two drugs for retension of urine
- d) Two drugs for intestinal obstruction.

Long answer question (**any one** from Q. No. 5, 6 and 7) :

5. Long answer question :

(1×20=20)

Define Wound, types, clinical features, conservative management and 4 homeopathic drugs.

6. Long answer question :

(1×20=20)

Define appendicitis, aetiopathogenesis, clinical features, complications and 2 homeo drugs.

7. Long answer question :

(1×20=20)

Define Cholelithiasis, types, clinical features, complication and management with 4 homeo drugs.



04311 B

Third B.H.M.S. (2015) Examination, Summer 2018
SURGERY – II (ENT, OPHTHALMOLOGY, ORTHOPAEDICS, DENTISTRY
AND HOMOEOPATHIC THERAPEUTICS)

Total Duration : 3 Hours

Total Marks : 100

- Instructions :**
- 1) Use **blue/black** ball point pen only.
 - 2) **Do not** write anything on the **blank portion of the question paper**. If written anything, such type of act will be considered as an attempt to resort to unfair means.
 - 3) **All** questions are **compulsory**.
 - 4) The number to the **right** indicates **full** marks.
 - 5) **Draw** diagrams **wherever** necessary.
 - 6) Distribution of syllabus in Question Paper is only meant to cover entire syllabus within the stipulated frame. The Question paper pattern is a mere guideline. Questions can be asked from any paper's syllabus into any question paper. Students cannot claim that the Question is out of syllabus. As it is only for the placement sake, the distribution has been done.

1. Write short answer (any ten out of fifteen) :

(10×2=20)

- a) Quinsy.
- b) Define Acoustic Neuroma.
- c) Define Scoliosis.
- d) Ganglia.
- e) Trachoma.
- f) Pterygium.
- g) Alveolar Abscess.
- h) Causes of Toothache.
- i) Bryonia in Epistaxis.
- j) Allium Cepa in Common Cold.
- k) Apis in Synovitis.
- l) Ruta in Ganglion.
- m) Euphrasia in Conjunctivitis.
- n) Hepar Sulph in Ophthalmia Neonatorum.
- o) Hamamelis for Bleeding after Tooth Extraction.

P.T.O.



2. Write short answer (**any four** out of six) : (4×5=20)
- a) Define Chronic Sinusitis. Discuss the causes and investigation in a case of Chronic Sinusitis.
 - b) Discuss causes, clinical features and complications of Deviated Nasal Septum.
 - c) Discuss causes of Delayed Union of Bones in Fracture.
 - d) Discuss causes and management of Plantar Fasciitis.
 - e) Discuss Refractory Errors.
 - f) Discuss differential diagnosis of red eye.
3. Write short answer (**any four** out of six) : (4×5=20)
- a) Indications of China and Causticum in Tinnitus.
 - b) Discuss Belladonna and Natrum Mur in Acute Sinusitis.
 - c) Rhus Tox in Arthritis.
 - d) Calcarea Phos in Fractures.
 - e) Arsenic Alb in Lachrymation.
 - f) Kreosote in Toothache.
4. Long answer question (**any two** out of four) : (2×10=20)
- a) Discuss causes, clinical features and complications of Chronic Tonsillitis. Discuss any three Homeopathic drugs for the same.
 - b) Discuss vertigo. Discuss any three Homeopathic drugs for the same.
 - c) Mention types of Fractures. Discuss any three Homeopathic drugs for the same.
 - d) Discuss in details Glaucoma. Discuss any three Homeopathic drugs for the same.

Long answer question (**any one** from Q. No. 5, 6 and 7) :

5. Long answer question : (1×20=20)
Discuss in details Chronic Suppurative Otitis Media. Discuss any four Homeopathic drugs for the same.
6. Long answer question : (1×20=20)
Discuss in details Potts Spine. Discuss any four Homeopathic drugs for the same.
7. Long answer question : (1×20=20)
Describe aetiology, clinical features, complications and general management of corneal ulcer.
-



04312 A

Third B.H.M.S. (2015) Examination, Summer 2018
GYNAECOLOGY & HOMOEOPATHIC THERAPEUTICS – I

Total Duration : 3 Hours

Total Marks : 100

- Instructions :**
- 1) Use **blue/black** ball point pen only.
 - 2) Do not write anything on the **blank portion of the question paper**. If written anything, such type of act will be considered as an attempt to resort to unfair means.
 - 3) **All questions are compulsory.**
 - 4) The number to the **right** indicates **full marks**.
 - 5) Draw diagrams **wherever** necessary.
 - 6) Distribution of syllabus in Question Paper is only meant to cover entire syllabus within the stipulated frame. The Question paper pattern is a mere guideline. Questions can be asked from any paper's syllabus into any question paper. Students cannot claim that the Question is out of syllabus. As it is only for the placement sake, the distribution has been done.

1. Write short answer (**any ten** out of fifteen) :

(10×2=20)

- a) Precocious Puberty.
- b) Progesterone.
- c) Ovulation.
- d) Define thelarche, puberarche, menarche.
- e) Enumerate 4 causes of primary amenorrhoea.
- f) Polyzoospermia.
- g) Paps smear.
- h) Enumerate indications of Hormone replacement therapy and its complications.
- i) Indications of Borax in leucorrhoea.
- j) Uterus Didelphys.
- k) Enumerate 2 homoeopathic remedies for epistaxis instead of menses.
- l) Write four remedies for pelvic abscess.
- m) Indications of Apis in Ovarian cyst.
- n) Indications of Graphitis in Vaginitis.
- o) Indications of Thuja in Uterine polyps.

P.T.O.



2. Write short answer (**any four** out of six) :

(4×5=20)

- a) Trichomoniasis.
- b) Retroverted uterus.
- c) Condom.
- d) Hysterectomy.
- e) Endometrial biopsy.
- f) Cryptomenorrhoea.

3. Write short answer (**any four** out of six) :

(4×5=20)

- a) Indications of Mag phos and Pulsatilla in Dysmenorrhoea.
- b) Indications of Hepar sulph and Belladonna in Salpingitis.
- c) Platina and Pulsatilla in puberty.
- d) Indications of Conium and Cal flur in Fibroadenoma breast.
- e) Indications of Arnica and Hypericum in Genital tract injuries.
- f) Belladonna and Silicea in PID.

4. Long answer question (**any two** out of four) :

(2×10=20)

- a) Define menopause and write the indications of Glonoine , Graphites and Lachasis in menopausal complaints.
- b) Write in detail the aetiology, signs and symptoms, investigations, complications of endometriosis with indications of three homoeopathic remedies.
- c) Write in detail the aetiology, classification of Genital fistulae with indications of three homoeopathic drugs.
- d) Define Prolapse of uterus. write its aetiology, classification, clinical features and indications of Sepia, Lilium tig and Murex.



Long answer question (any one from Q. No. 5, 6 and 7)

5. Long answer question :

(1×20=20)

Define PCOS. Write its aetiology, clinical features, investigations and indications of Medorrhinum, Phosphorus and Kali carb.

6. Long answer question :

(1×20=20)

Define contraception. Classify various methods of contraception and write in detail about oral contraceptive pills.

7. Long answer question :

(1×20=20)

Define Infertility. Write the causes and investigations for male infertility. Give indications of Platina, Agnus castus and Sepia in infertility.



04312 B

Third B.H.M.S. (2015) Examination, Summer 2018
OBSTETRICS, INFANT CARE AND HOMOEOPATHIC THERAPEUTICS – II

Total Duration : 3 Hours

Total Marks : 100

- Instructions :**
- 1) Use **blue/black** ball point pen only.
 - 2) Do not write anything on the **blank portion of the question paper**. If written anything, such type of act will be considered as an attempt to resort to unfair means.
 - 3) **All questions are compulsory.**
 - 4) The number to the **right** indicates **full marks**.
 - 5) Draw diagrams **wherever necessary**.
 - 6) Distribution of syllabus in Question Paper is only meant to cover entire syllabus within the stipulated frame. The Question paper pattern is a mere guideline. Questions can be asked from any paper's syllabus into any question paper. Students cannot claim that the Question is out of syllabus. As it is only for the placement sake, the distribution has been done.

1. Write short answer (**any ten** out of fifteen) :

(10×2=20)

- a) Define Prolonged labour.
- b) Write a note on Partograph.
- c) Enumerate hormones secreted by the placenta.
- d) Amniocentesis.
- e) Nat sulph in Neonatal jaundice.
- f) Enumerate 4 causes of ~~g~~binvolution of uterus.
- g) Indications of Lecithin in agalactia.
- h) Veratrum viride in pre-eclampsia.
- i) Cephalhaematoma.
- j) Lactic acid in vomiting in pregnancy.
- k) Enumerate 4 remedies for abortion in the third month of pregnancy.
- l) Velamentous placenta.
- m) Enumerate 4 signs of pregnancy in the first trimester.
- n) Enumerate the functions of amniotic fluid.
- o) Write a note on placenta succenturiata.

P.T.O.

04312 B



2. Write short answer (any four out of six) : (4×5=20)

- a) USG in Obstetrics.
- b) Placenta praevia.
- c) Indications of LSCS.
- d) Threatened abortion.
- e) Episiotomy.
- f) Ophthalmia neonatorum.

3. Write short answer (any four out of six) : (4×5=20)

- a) Indications of Bryonia & Phytolacca in mastitis.
- b) Indications of Cicuta and Cuprum met in eclampsia during pregnancy.
- c) Indications of Carbo veg & Ant tart in Asphyxia neonatorum.
- d) Indications of Ferrum phos & Nat mur in anaemia during pregnancy.
- e) Indications of Pyrogen and Baptisia in Puerperal pyrexia.
- f) Indications of Phosphorus and Arsenic album in diabetes during pregnancy.

4. Long answer question (any two out of four) : (2×10=20)

- a) Define puerperal psychosis, write its clinical presentation and indications of Belladonna and Pulsatilla for the same.
- b) Define Hyperemesis gravidarum, mention its causes and complications. Write role of homeopathy in managing a case of hyperemesis gravidarum with the help of Ipecac and Nux vomica.
- c) Define post partum haemorrhage, write its causes and indications of Sabina and Erigeron for the same.
- d) Define abortion, write its various types, write a note on role of homoeopathy in abortion with the help of indications of Sepia and Secal cor for the same.

Long answer question (any one from Q. No. 5, 6, and 7) .

Long answer question :

5. Define Antenatal care, write its aims & objectives. write indications of 2 homoeopathic remedies for constipation during pregnancy, emesis gravidarum and varicose veins during pregnancy with the help of each condition. (1×20=20)

Long answer question :

6. Describe aetiology, clinical features, diagnosis, complications & management of Twin pregnancy. (1×20=20)

Long answer question :

7. Define healthy newborn infant, write its clinical features in detail and also mention the neonatal reflexes. Write the indications of 2 homoeopathic remedies for agalactia. (1×20=20)



04313

Third B.H.M.S. (2015) Examination, Summer 2018
HOMOEOPATHIC MATERIA MEDICA

Total Duration : 3 Hours

Total Marks : 100

- Instructions :**
- 1) Use **blue/black** ball point pen only.
 - 2) **Do not** write anything on the **blank portion of the question paper**. If written anything, such type of act will be considered as an attempt to resort to unfair means.
 - 3) **All** questions are **compulsory**.
 - 4) The number to the **right** indicates **full** marks.
 - 5) Draw diagrams **wherever** necessary.
 - 6) Distribution of syllabus in Question Paper is only meant to cover entire syllabus within the stipulated frame. The Question paper pattern is a mere guideline. Questions can be asked from any paper's syllabus into any question paper. Students cannot claim that the Question is out of syllabus. As it is only for the placement sake, the distribution has been done.

1. Write short answer (**any ten** out of fifteen) :

(10×2=20)

- a) Write two mental symptoms of Aconite Nap.
- b) Write two Guiding symptoms of Ambra Grisea.
- c) Write two Guiding symptoms of Actea spicata.
- d) Write two indications of Symphytum in injury.
- e) Write two key note symptoms of Dioscorea villosa.
- f) Write two key note symptoms of Arum Triphyllum.
- g) Write two General Modalities of Ferrum Met.
- h) Write two biochemic indications of Nat.Sulph.
- i) Write two indications of Ruta in Injury.
- j) Write two key note symptoms of Nux Moschata.
- k) Write two general Modalities of Kali carb.
- l) Write two Guiding symptoms of Camphor.
- m) Write constitution of Sulphur.
- n) Write two key note symptoms of Croton Tig.
- o) Write discharges of Euphresia Officinalis.

P.T.O.

04313



2. Write short answer (**any four** out of six) : (4×5=20)
- a) Rhus Tox – General Modalities
 - b) Cina – Child.
 - c) Amica Montana - Injury.
 - d) Ipecac – Respiratory complaints.
 - e) Baptisia – Fever.
 - f) Argentum Nit – Mental symptoms.
3. Write short answer (**any four** out of six) : (4×5=20)
- a) Natrum Carb – General Modalities.
 - b) Naja – Heart complaints.
 - c) Belladonna – Headache.
 - d) Petroleum – Skin Complaints.
 - e) Carbo Veg – Stomach complaints.
 - f) Ignatia – Mental Symptoms.
4. Long answer question (**any two** out of four) : (2×10=20)
- a) Compare and contrast between Gelsemium and Causticum in Paralysis.
 - b) Compare and contrast between Pulsatilla and Platina for Female complaints.
 - c) Write in detail guiding symptoms of Ars.Alb.
 - d) Write in detail guiding symptoms of staphysagria.

Long answer question (**any one** from Q. No. 5, 6 and 7) :

5. Long answer question : (1×20=20)
Write in detail drug picture of Remedy Sepia.
6. Long answer question : (1×20=20)
Write group symptoms of Ophidia Group Drug picture of Lachesis particularly introduction, constitution, guiding symptoms, Mental symptoms and Modalities.
7. Long answer question : (1×20=20)
Write in detail Drug picture of Nux Vomica.
-



04314

Third B.H.M.S. (2015) Examination, Summer 2018
ORGANON OF MEDICINE

Total Duration : 3 Hours

Total Marks : 100

- Instructions :**
- 1) Use **blue/black** ball point pen only.
 - 2) **Do not** write anything on the **blank portion of the question paper**. If written anything, such type of act will be considered as an attempt to resort to unfair means.
 - 3) **All** questions are **compulsory**.
 - 4) The number to the **right** indicates **full** marks.
 - 5) Draw diagrams **wherever** necessary.
 - 6) Distribution of syllabus in Question Paper is only meant to cover entire syllabus within the stipulated frame. The Question paper pattern is a mere guideline. Questions can be asked from any paper's syllabus into any question paper. Students cannot claim that the Question is out of syllabus. As it is only for the placement sake, the distribution has been done.

1. Write short answer (**any ten** out of fifteen) : **(10x2=20)**
- a) Write 4 qualities of a good prover.
 - b) Define Idiosyncrasy.
 - c) Write the cause of secondary action during drug proving.
 - d) Which medicine has Hahnemann advised in case of intermittent disease to break the intermittency ?
 - e) Write two indications for negative pass in Mesmerism.
 - f) When does aggravation occur for the cure of chronic case ?
 - g) Define one sided diseases.
 - h) Give 2 reasons why local applications are not allowed ?
 - i) Who said, "Beginners, of course, are obliged to rely very largely upon the repertories."
 - j) Define individualisation according to Kent.
 - k) Define Susceptibility.
 - l) Law of Least Plus.
 - m) According to Roberts what kind of symptoms are most frequently voiced by the patient ?
 - n) One condition where local application of potentised medicine is allowed.
 - o) Give 2 examples of obstacle to cure.

P.T.O.



2. Write short answer (**any four** out of six) :

(4×5=20)

- a) Precautions followed by prover
- b) Advantages of Drug proving in Homoeopathy
- c) Indisposition
- d) One sided disease
- e) Intermittent fevers
- f) 50 millisemal potency.

3. Write short answer (**any four** out of six) :

(4×5=20)

- a) Fixed Principles according to Kent
- b) Record Keeping according to Kent
- c) Value of Symptoms according to Kent
- d) Subjective symptoms according to Stuart Close
- e) Auxiliary symptoms according to Roberts
- f) Roberts' view on Temperaments.

4. Long answer question (**any two** out of four) :

(2×10=20)

- a) Discuss the Evolution of Homoeopathic therapeutics according to Roberts.
- b) Discuss Potentiation and Infinitesimal Dose according to Stuart Close.
- c) Explain aphorism 3 in detail regarding the knowledge of Physician.
- d) Discuss modus operandi of Homoeopathic Cure.

Long answer question (**any one** from Q. No. 5, 6 and 7) :

5. Long answer question :

(1×20=20)

Define Remedy Reaction. Describe in detail various aggravations.

6. Long answer question :

(1×20=20)

Describe in detail the mental diseases with their types and management for cure.

7. Long answer question :

(1×20=20)

Discuss in detail Hahnemannian classification of diseases.



04311 A

Third B.H.M.S. (2015) Examination, Winter 2018
GENERAL SURGERY AND HOMOEOPATHIC THERAPEUTICS – I

Total Duration : 3 Hours

Total Marks : 100

- Instructions :**
- 1) Use **blue/black** ball point pen only.
 - 2) **Do not** write anything on the **blank portion of the question paper**. If written anything, such type of act will be considered as an attempt to resort to unfair means.
 - 3) **All** questions are **compulsory**.
 - 4) The number to the **right** indicates **full** marks.
 - 5) Draw diagrams **wherever** necessary.
 - 6) Distribution of syllabus in Question Paper is only meant to cover entire syllabus within the stipulated frame. The Question paper pattern is a mere guideline. Questions can be asked from any paper's syllabus into any question paper. Students cannot claim that the Question is out of syllabus. As it is only for the placement sake, the distribution has been done.

1. Write short answer (**any ten** out of fifteen) :

(10×2=20)

- a) Define Wound.
- b) Define Erysipelas.
- c) Write any four indications for Blood transfusion.
- d) Define acute relapsing pancreatitis.
- e) Write four characteristics of Cholesterol stone.
- f) What is the meaning of Choledocholithotomy ?
- g) What do you mean by Secondary Duct stone ?
- h) Define Achalasia cardia.
- i) Write four indications of Nitric acid. in Rectal affections.
- j) Define Thromboangitis obliterance.
- k) Any four indications of Cantharis in Burn.
- l) Mention four indications of Lycopodium in renal stone.
- m) Name any four Homoeopathic drugs for Acute cholecystitis.
- n) Mention four indications of Mag.Phos in abdominal colic.
- o) Four indications of Chelidonium in liver abscess.

P.T.O.



2. Write short answer (**any four** out of six) : (4×5=20)
- a) Write factors affecting wound healing.
 - b) Give significance of rule of Nine in case of burn.
 - c) Define Boils and explain it.
 - d) Spontaneous Pneumothorax.
 - e) Flail Chest.
 - f) Define Peptic ulcer and explain Gastric ulcer.
3. Write short answer (**any four** out of six) : (4×5=20)
- a) Define Shock. Describe role of Vert. Alb. and Camphora in shock.
 - b) Role of Arnica and Ruta in injury.
 - c) Define Cellulitis and explain role of Hepar-sulph in Cellulitis.
 - d) Define Hernia and write role of Calcarea carb and colocynth in Hernia.
 - e) Four indications of Natrum Sulph in Head Injury.
 - f) Belladonna and Bryonia in Appendicitis.
4. Long answer question (**any two** out of four) : (2×10=20)
- a) Define Burn. Describe types, clinical features and general management in case of Burn. Construct the role of Homoeopathic medicines in management of Burn.
 - b) Define Haemorrhage. Write types and classification of hemorrhage and discuss the role of Carbo veg. and Lachesis in Haemorrhage.
 - c) Define and explain Intussusception. Write role of Asafoetida and Plumb. Met. in Intussusception.
 - d) Define and explain Benign Prostatic Hypertrophy. Explain role of Sarsaparilla and Sabal Ser. for the same.
- Long answer question (**any one** from Q. No. 5, 6 and 7)
5. Long answer question : (1×20=20)
- Define appendicitis, aetiopathogenesis, clinical features, complications and 2 homeo drugs.
6. Long answer question : (1×20=20)
- Define Intestinal Obstruction. Write its causes, clinical features, diagnosis and explain its management with indications of suitable 4 Homoeopathic medicines.
7. Long answer question : (1×20=20)
- Define Fibroadenoma in breast. Describe Ca breast in detail with indications of 4 homoeopathic medicines for the management of same.
-



04311 B

Third B.H.M.S. (2015) Examination, Winter 2018
SURGERY – II ENT, OPHTHALMOLOGY, ORTHOPAEDICS, DENTISTRY
AND HOMOEOPATHIC THERAPEUTICS

Total Duration : 3 Hours

Total Marks : 100

- Instructions :**
- 1) Use **blue/black** ball point pen only.
 - 2) **Do not** write anything on the **blank portion of the question paper**. If written anything, such type of act will be considered as an attempt to resort to unfair means.
 - 3) **All** questions are **compulsory**.
 - 4) The number to the **right** indicates **full** marks.
 - 5) Draw diagrams **wherever** necessary.
 - 6) Distribution of syllabus in Question Paper is only meant to cover entire syllabus within the stipulated frame. The Question paper pattern is a mere guideline. Questions can be asked from any paper's syllabus into any question paper. Students cannot claim that the Question is out of syllabus. As it is only for the placement sake, the distribution has been done.

1. Write short answer (**any ten** out of fifteen) :

(10×2=20)

- a) Inference in Weber's test.
- b) Define quinsy.
- c) Define osteomalacia.
- d) Marfan syndrome.
- e) Define ephiphora.
- f) Define leucoma.
- g) Write 2 causes of gingival bleeding.
- h) Two indications for root canal therapy.
 - i) Indications with modalities of Ammonium carb. in epistaxis.
 - j) Indications of Belladonna in tonsillitis and mention the type of tonsillitis in Belladonna.
 - k) Indications of Kali iod. in synovitis.
 - l) Indications of Calcarea carb. in osteoporosis.
- m) Indications of Allium cepa. in conjunctivitis.
- n) Phosphorus in photophobia.
- o) Staphysagria in dental caries.

P.T.O.



2. Write short answer (**any four** out of six) : (4×5=20)
- Write chronic simple rhinitis.
 - Define Tracheostomy and enumerate 5 indications for Tracheostomy.
 - Housemaid's knee.
 - Smith's fracture.
 - Dental caries.
 - Iridocyclitis
3. Write short answer (**any four** out of six) : (4×5=20)
- Calcarea phos in fractures.
 - Define role of Waldeyer's ring and what is adenoid. Add a note on indications of Calcarea iod in adenoids.
 - Indications of Bryonia and Rhus tox. in sciatica.
 - What is mal union and non union of fracture and write indications of Calc phos. fracture ?
 - Define cataract and write indications of Silicea in cataract.
 - Define fistula and write indications of Hepar sulph. for fistula dentalis.
4. Long answer question (**any two** out of four) : (2×10=20)
- Define nasal polyp. Describe in detail difference between antrochoanal and ethmoidal polyp. Give indications of two homoeopathic medicines in nasal polyp.
 - Define deafness. Enumerate the types, causes, diagnosis of deafness and give indications of Capsicum in deafness.
 - Write osteomyelitis in detail and give indications of Aurum met. in osteomyelitis.
 - Describe blepharitis in detail and give indications of Plsatilla in blepharitis.

Long answer question (**any one** from Q. No. 5, 6 and 7) :

5. Long answer question : (1×20=20)
- Define tonsillitis. Describe in detail "acute follicular tonsillitis". Enumerate factors which assess the susceptibility of a patient in cases of tonsillitis. Give indications of Hepar sulph. and Kali mur. in tonsillitis.
6. Long answer question : (1×20=20)
- Describe aetiology, clinical features, investigation of "Osteoarthritis" and elaborate Homoeopathic approach in the management of osteoarthritis with indications of suitable Homoeopathic medicines for the same.
7. Long answer question : (1×20=20)
- Describe in detail about acute dacryocystitis and give indications of dulcamara and fluoric acid for the same.
-



04312 A

Third B.H.M.S. (2015) Examination, Winter 2018
GYNAECOLOGY & HOMOEOPATHIC THERAPEUTICS – I

Total Duration : 3 Hours

Total Marks : 100

- Instructions :**
- 1) Use **blue/black** ball point pen only.
 - 2) Do not write anything on the **blank portion of the question paper**. If written anything, such type of act will be considered as an attempt to resort to unfair means.
 - 3) **All** questions are **compulsory**.
 - 4) The number to the **right** indicates **full** marks.
 - 5) Draw diagrams **wherever** necessary.
 - 6) Distribution of syllabus in Question Paper is only meant to cover entire syllabus within the stipulated frame. The Question paper pattern is a mere guideline. Questions can be asked from any paper's syllabus into any question paper. Students cannot claim that the Question is out of syllabus. As it is only for the placement sake, the distribution has been done.

1. Write short answer (**any ten** out of fifteen) :

(10×2=20)

- a) Clitoris.
- b) Define : Menorrhagea.
- c) 4 c/fs of delayed puberty.
- d) Write down four complications of HRT.
- e) Define Hirsutism.
- f) 4 features of PCOD.
- g) Anovulatory Cycles.
- h) Indications of PAP smear.
 - i) Write down 4 contraindications of CuT.
 - j) Enlist 2 remedies for metrorrhagia.
 - k) 4 indications of Lachesis for menorrhagia.
 - l) 4 Indications of Graphities in amenorrhoea.
- m) Name two remedies for dyspareunia.
- n) 4 Indications of Kreosote in PID.
- o) 4 Indications of Helonias in prolapsed uterus.

P.T.O.



2. Write short answer (**any four** out of six) : (4×5=20)
- a) Phases of menstrual cycle.
 - b) Cervical erosions.
 - c) Secondary changes in fibroid uterus.
 - d) Acute salphingitis.
 - e) 3rd stage Ca cervix.
 - f) Types and Grades of retroversion.
3. Write short answer (**any four** out of six) : (4×5=20)
- a) Pulsatilla for premenstrual syndrome.
 - b) Platina for precocious puberty.
 - c) Explain two remedies for DUB.
 - d) Borax and Alumina in leucorrhoea.
 - e) Indications of D and C in Infertility. Add note on IUI.
 - f) Explain two remedies for vaginismus.
4. Long answer question (**any two** out of four) : (2×10=20)
- a) Write in detail about menopausal syndrome and two therapeutic indicated remedies in detail for it.
 - b) Write in detail about endometriosis and its homoeopathic management with 2 remedies.
 - c) Explain types, c/fs, management of genital prolapse. Add note on homoeopathic management with Podophyllum and Sepia in it.
 - d) Describe Phytolaca in breast affections and Nat.Mur in senile vaginitis.
- Long answer question (**any one** from Q. No. 5, 6 and 7)
5. Long answer question : (1×20=20)
Define Amenorrhoea. Explain its types, causes. Write indications of 2 homoeopathic remedies for each type.
6. Long answer question : (1×20=20)
Describe contraception in relation with
- a) barrier methods b) natural methods
 - c) permanent methods d) disadvantages of OC Pills.
7. Long answer question : (1×20=20)
Explain causes and steps of investigations in infertility. Explain the role of selenium and baryta carb. in it.
-



04312 B

Third B.H.M.S. (2015) Examination, Winter 2018
OBSTETRICS, INFANT CARE AND HOMOEOPATHIC THERAPEUTICS – II

Total Duration : 3 Hours

Total Marks : 100

- Instructions :**
- 1) Use **blue/black** ball point pen only.
 - 2) Do not write anything on the **blank portion of the question paper**. If written anything, such type of act will be considered as an attempt to resort to unfair means.
 - 3) **All questions are compulsory.**
 - 4) The number to the **right** indicates **full marks**.
 - 5) Draw diagrams **wherever** necessary.
 - 6) Distribution of syllabus in Question Paper is only meant to cover entire syllabus within the stipulated frame. The Question paper pattern is a mere guideline. Questions can be asked from any paper's syllabus into any question paper. Students cannot claim that the Question is out of syllabus. As it is only for the placement sake, the distribution has been done.

1. Write short answer (**any ten** out of fifteen) :

(10×2=20)

- a) Define quickening. When will a primigravida experience it ?
- b) Write the schedule of tetanus immunization in pregnancy.
- c) Enumerate 4 functions of Amniotic fluid.
- d) Enumerate 4 contraindications of breast feeding.
- e) Define Involution of uterus.
- f) Enumerate signs and symptoms of placenta previa.
- g) Enumerate any 4 Dietary changes in pregnancy.
- h) 4 indications of Nux vomica in hyperemesis gravidarum.
- i) Define placenta previa.
- j) Define Polyhydramnios and Oligohydramnios.
- k) Define Primigravida and Nullipara.
- l) Indications of Chelidonium in jaundice in newborn.
- m) Define complete and incomplete abortion.
- n) Secale cor. in abortion.
- o) Haemodynamic changes in pregnancy.

P.T.O.



2. Write short answer (**any four** out of six) : (4×5=20)
- a) Breast feeding.
 - b) Preterm labour
 - c) Hyperemesis gravidarum.
 - d) Amniocentesis.
 - e) Blood group incompatibility and pregnancy
 - f) Placenta in brief.
3. Write short answer (**any four** out of six) : (4×5=20)
- a) High risk pregnancy.
 - b) Define Ophthalmia neonatorum , give c/f,s and write indications of Arg. nitricum in it.
 - c) Colocynth in false labour pains.
 - d) Define Eclampsia with stages . Explain indications of Nux.vom. for the same.
 - e) Stages of normal labour with list of name of 4 remedies for each stage.
 - f) Episiotomy
4. Long answer question (**any two** out of four) : (2×10=20)
- a) Explain puerperal sepsis with def, causes, c/f, investigations. Give indications of any 2 remedies for it.
 - b) Define ectopic pregnancy. What are its sign and symptoms and complications of tubal pregnancy ?
 - c) Write in detailed about various methods of induced abortion.
 - d) Define prolonged labour, write its causes, clinical features and management with indications Pulsatilla and Caulophyllum in it.

Long answer question (**any one** from Q. No. 5, 6 and 7)

5. Long answer question : (1×20=20)
Explain Hydatidiform mole in relation with C/F, Complications, Diagnosis and 2 remedial management.
6. Long answer question : (1×20=20)
What are the causes and complications of convulsions in newborn, write indications of Cicuta, Stramonium and Cuprum met in convulsions in newborn ?
7. Long answer question : (1×20=20)
Explain in detail the indications, procedure and complications of Caesarean section. Write indications of Bellis per and Hypericum after delivery.
-





04313

Third B.H.M.S. (2015) Examination, Winter 2018
HOMOEOPATHIC MATERIA MEDICA

Total Duration : 3 Hours

Total Marks : 100

- Instructions :**
- 1) Use **blue/black** ball point pen only.
 - 2) Do not write anything on the **blank portion of the question paper**. If written anything, such type of act will be considered as an attempt to resort to unfair means.
 - 3) **All questions are compulsory.**
 - 4) The number to the **right** indicates **full marks**.
 - 5) Draw diagrams **wherever** necessary.
 - 6) Distribution of syllabus in Question Paper is only meant to cover entire syllabus within the stipulated frame. The Question paper pattern is a mere guideline. Questions can be asked from any paper's syllabus into any question paper. Students cannot claim that the Question is out of syllabus. As it is only for the placement sake, the distribution has been done.

1. Write short answer (**any ten** out of fifteen) :

(10×2=20)

- a) Define Nosodes and give two Medicines belongs Nosodes.
- b) Describe the Haemorrhoids of Aloe Socotrina.
- c) Write the Modalities of Bryonia Alba.
- d) Write the common name and family of Colchicum Autumnalae.
- e) Describe the discharges of Euphrasia Officinalis.
- f) Describe the tongue of Natrum Mur.
- g) Describe constitution of Chamomilla child.
- h) Describe the Ulcer of Nitric Acid.
- i) Describe Modalities of Bromium.
- j) Describe the Pulse of Digitalis.
- k) Describe thirst of Acetic Acid.
- l) Describe the common name and family of Ignatia.
- m) Write two biochemic indications of Calc Phos.
- n) Describe Haemorrhage of Lachesis.
- o) Describe two guiding symptoms of Tabacum.

P.T.O.



04313

Third B.H.M.S. (2015) Examination, Winter 2018
HOMOEOPATHIC MATERIA MEDICA

Total Duration : 3 Hours

Total Marks : 100

- Instructions :**
- 1) Use **blue/black** ball point pen only.
 - 2) Do not write anything on the **blank portion of the question paper**. If written anything, such type of act will be considered as an attempt to resort to unfair means.
 - 3) **All questions are compulsory.**
 - 4) The number to the **right** indicates **full marks**.
 - 5) Draw diagrams **wherever** necessary.
 - 6) Distribution of syllabus in Question Paper is only meant to cover entire syllabus within the stipulated frame. The Question paper pattern is a mere guideline. Questions can be asked from any paper's syllabus into any question paper. Students cannot claim that the Question is out of syllabus. As it is only for the placement sake, the distribution has been done.

1. Write short answer (**any ten** out of fifteen) :

(10×2=20)

- a) Define Nosodes and give two Medicines belongs Nosodes.
- b) Describe the Haemorrhoids of Aloe Socotrina.
- c) Write the Modalities of Bryonia Alba.
- d) Write the common name and family of Colchicum Autumnalae.
- e) Describe the discharges of Euphrasia Officinalis.
- f) Describe the tongue of Natrum Mur.
- g) Describe constitution of Chamomilla child.
- h) Describe the Ulcer of Nitric Acid.
- i) Describe Modalities of Bromium.
- j) Describe the Pulse of Digitalis.
- k) Describe thirst of Acetic Acid.
- l) Describe the common name and family of Ignatia.
- m) Write two biochemic indications of Calc Phos.
- n) Describe Haemorrhage of Lachesis.
- o) Describe two guiding symptoms of Tabacum.

P.T.O.



2. Write short answer (**any four** out of six) : (4×5=20)
- a) Describe in detail the Causation and modalities of Hepar Sulph.
 - b) Describe indications of Symphytum in injury.
 - c) Describe indications of Cinchona in fever.
 - d) Describe in detail the sphere of action and Pathogenesis of Nux Vomica.
 - e) Describe indications of Bellis per in rheumatic affections.
 - f) Describe the mental symptoms of Sepia.
3. Write short answer (**any four** out of six) : (4×5=20)
- a) Describe in detail the causation and modalities of Belladonna.
 - b) Discuss indications of Cactus Grand. in Cardiac affections.
 - c) Describe in detail mental symptoms of Hyoscyamus.
 - d) Describe indications of Petroleum in skin affections.
 - e) Describe the indications of Borax in apthous ulcers.
 - f) Describe the indications of Chelidonium in Jaundiced.
4. Long answer question (**any two** out of four) : (2×10=20)
- a) Compare and contrast indications of Apis mel and Cantheris in urinary tract affections.
 - b) Compare and contrast indications of Arnica and Calendula in injuries.
 - c) Describe in detail the guiding indications of Thuja occidenatlis.
 - d) Describe in detail the guiding symptoms of Natrum Carb.
- Long answer question (**any one** from Q. No. 5, 6 and 7)
5. Long answer question : (1×20=20)
Describe in detail the drug picture of Platina.
6. Long answer question : (1×20=20)
Describe in detail the group indications of Carbon group and describe the drug picture of Carbo Veg.
7. Long answer question : (1×20=20)
Describe in detail the drug picture of Argentum Nitricum.
-



04314

Third B.H.M.S. (2015) Examination, Winter 2018
ORGANON OF MEDICINE

Total Duration : 3 Hours

Total Marks : 100

- Instructions :**
- 1) Use **blue/black** ball point pen only.
 - 2) **Do not** write anything on the **blank portion of the question paper**. If written anything, such type of act will be considered as an attempt to resort to unfair means.
 - 3) **All** questions are **compulsory**.
 - 4) The number to the **right** indicates **full** marks.
 - 5) **Draw** diagrams **wherever** necessary.
 - 6) Distribution of syllabus in Question Paper is only meant to cover entire syllabus within the stipulated frame. The Question paper pattern is a mere guideline. Questions can be asked from any paper's syllabus into any question paper. Students cannot claim that the Question is out of syllabus. As it is only for the placement sake, the distribution has been done.

1. Write Short answer (**any ten** out of fifteen) :

(10×2=20)

- a) Define drug proving.
- b) Who is the best prover and why ?
- c) Define indisposition.
- d) Define characteristic symptoms.
- e) Define Analog.
- f) What is Mesmerism ?
- g) Define one sided disease.
- h) Define concomitant symptom.
- i) Types of Idiosyncrasies according to Kent.
- j) Write killers aggravation.
- k) Write most common reaction after administration of remedy.
- l) Define Drug according to Robert.
- m) Define susceptibility according to Robert.
- n) Define subjective and objective symptoms.
- o) Write Ideals of Cure.

P.T.O.



2. Write short answer (**any four** out of six) : (4×5=20)
- a) Precautions followed by prover during drug proving.
 - b) Preparation of drug for proving.
 - c) Mongrel Sect.
 - d) Specific medicine.
 - e) Difference between 5th and 6th edition of Organon of Medicine.
 - f) Local applications in Homoeopathy.
3. Write short answer (**any four** out of six) : (4×5=20)
- a) Surrogates.
 - b) Unprejudiced observer.
 - c) Evaluation of symptoms.
 - d) Cure and recovery.
 - e) Temperament.
 - f) Palliation and suppression.
4. Long answer question (**any two** out of four) : (2×10=20)
- a) Explain in detail Next (Second) prescription.
 - b) Explain therapeutic law of Nature.
 - c) Explain mission of physician.
 - d) Explain dynamic action of drug according to Roberts.
- Long answer question (**any one** from Q. No. 5, 6 and 7) :
5. Long answer question : (1×20=20)
Describe LM Potency ? Explain its advantages and disadvantages.
6. Long answer question : (1×20=20)
Explain in detail the Hahnemannian classification of diseases.
7. Long answer question : (1×20=20)
Write in detail about drug pharmacodynamics in Homoeopathy.
-



04701 A

Third B.H.M.S. (New) Examination, Winter 2018
SURGERY AND HOMOEOPATHIC THERAPEUTICS – I

Total Duration : 3 Hours

Total Marks : 100

- Instructions :**
- 1) Use **blue/black** ball point pen only.
 - 2) Do not write anything on the **blank portion of the question paper**. If written anything, such type of act will be considered as an attempt to resort to unfair means.
 - 3) **All questions are compulsory.**
 - 4) The number to the **right** indicates **full marks**.
 - 5) Draw diagrams **wherever** necessary.
 - 6) Distribution of syllabus in Question Paper is only meant to cover entire syllabus within the stipulated frame. The Question paper pattern is a mere guideline. Questions can be asked from any paper's syllabus into any question paper. Students cannot claim that the Question is out of syllabus. As it is only for the placement sake, the distribution has been done.

1. Write short answer (any ten out of fifteen) :

(10×2=20)

- a) Define fistula.
- b) Define furunculosis.
- c) Four causes of delayed wound healing.
- d) What is risus sardonicus ?
- e) Define melanoma.
- f) What is secondary haemorrhage ?
- g) Define intermittent claudication.
- h) Define haemangioma.
- i) Define Buerger's disease.
- j) Define atherosclerosis.
- k) Define chemosis.
- l) Define astigmatism.
- m) Define ptosis.
- n) 2 causes of blindness.
- o) Define trachoma.

P.T.O.



2. Write short answer (**any four** out of six) :

(4×5=20)

- a) Cold abscess.
- b) Pilonidal sinus.
- c) Raynaud's disease.
- d) Rodent ulcer.
- e) Allergic conjunctivitis.
- f) Myopia.

3. Write short answer (**any four** out of six) :

(4×5=20)

- a) Hypovolemic shock.
- b) Types of wound.
- c) Diabetic ulcer.
- d) Dermoid cyst.
- e) Acute dacrocystitis.
- f) Hypermetropia.

4. Long answer question (**any two** out of four) :

(2×10=20)

- a) Discuss tetanus in detail.
- b) Discuss in detail types of burns and mention rule of nine.
- c) Discuss in detail types of haemorrhage and its management.
- d) Discuss in detail xerophthalmia.

Long answer question (**any one** from Q. No. 5, 6 and 7)

5. Long answer question :

(1×20=20)

Define cyst, give it's types, investigations and management.

6. Long answer question :

(1×20=20)

Define ulcer, give it's types. Write difference between healing and non healing ulcer and its management.

7. Long answer question :

(1×20=20)

Discuss glaucoma with its classification, clinical features, complication and management.



04701 B

**Third B.H.M.S. (New) Examination, Winter 2018
SURGERY AND HOMOEOPATHIC THERAPEUTICS – II**

Total Duration : 3 Hours

Total Marks : 100

- Instructions :**
- 1) Use **blue/black** ball point pen only.
 - 2) **Do not** write anything on the **blank portion of the question paper**. If written anything, such type of act will be considered as an attempt to resort to unfair means.
 - 3) **All questions are compulsory.**
 - 4) The number to the **right** indicates **full** marks.
 - 5) Draw diagrams **wherever** necessary.
 - 6) Distribution of syllabus in Question Paper is only meant to cover entire syllabus within the stipulated frame. The Question paper pattern is a mere guideline. Questions can be asked from any paper's syllabus into any question paper. Students cannot claim that the Question is out of syllabus. As it is only for the placement sake, the distribution has been done.

1. Write short answer (**any ten** out of fifteen) :

(10×2=20)

- a) Write complications of Appendicitis.
- b) Define Retention of Urine.
- c) Define Hydrocele.
- d) Write types of Intestinal Obstruction.
- e) Define Goitre.
- f) Define Hiatus Hernia.
- g) Define Gingivitis.
- h) Write aetiology of Dental Abscess.
- i) Define Colle's Fracture.
- j) Define Osteomyelitis & write root of infection.
- k) Define Kyphosis.
- l) Define Meniere's Disease.
- m) Write two causes of Mastoiditis.
- n) Define Deviated Nasal Septum.
- o) Define Quinsy.

P.T.O.



2. Write short answer (**any four** out of six) :

(4×5=20)

- a) Discuss Amoebic Liver Abscess.
- X b) Define Haematuria and write the cause of it.
- c) Discuss Pneumothorax in brief.
- d) Describe in brief Oral Submucous Fibrosis.
- X e) Discuss Patella Fractures.
- X f) Discuss in brief Acute Tonsillitis.

3. Write short answer (**any four** out of six) :

(4×5=20)

- a) Write in brief about Hernia.
- b) Describe Flail chest.
- c) Write in short about Dental formula.
- d) Describe in brief Pott's spine.
- e) Write management of Epistaxis.
- f) Define Hoarseness of voice and write causes of it.

4. Long answer question (**any two** out of four) :

(2×10=20)

- a) Discuss in detail Haemorrhoids.
- b) Differential diagnosis of cervical lymphadenitis
- ✓ c) Define fracture. Discuss various types of fracture.
- ✓ d) Define nasal polyp. Describe in brief about its aetiology, classification, clinical features.

Long answer question (**any one** from Q. No. 5, 6 and 7)

5. Long answer question :

(1×20=20)

Discuss Cholecystitis and write aetiology, clinical features, complications and management.

6. Long answer question :

(1×20=20)

Discuss ca breast under following heads as aetiology, TNM Classification, clinical features, management.

7. Long answer question :

(1×20=20)

Discuss acute suppurative otitis media under following heads aetiology, pathology, clinical features and management according to stage involved.



04701 C

Third B.H.M.S. (New) Examination, Winter 2018
SURGERY AND HOMOEOPATHIC THERAPEUTICS – III

Total Duration : 3 Hours

Total Marks : 100

- Instructions :**
- 1) Use **blue/black** ball point pen only.
 - 2) **Do not** write anything on the **blank portion of the question paper**. If written anything, such type of act will be considered as an attempt to resort to unfair means.
 - 3) **All questions are compulsory.**
 - 4) The number to the **right** indicates **full** marks.
 - 5) Draw diagrams **wherever** necessary.
 - 6) Distribution of syllabus in Question Paper is only meant to cover entire syllabus within the stipulated frame. The Question paper pattern is a mere guideline. Questions can be asked from any paper's syllabus into any question paper. Students cannot claim that the Question is out of syllabus. As it is only for the placement sake, the distribution has been done.

1. Write short answer (**any ten** out of fifteen) :

(10×2=20)

- a) Thuja in Benign enlargement of prostate.
- b) Dioscorea in Appendicitis.
- c) Arsenic album in Varicose veins.
- d) Graphites in sebaceous cyst.
- e) Give indications of Arnica in epistaxis.
- f) Phytolacca in Mastitis.
- g) Heparsulph in Pulpitis.
- h) Chamomilla in toothache.
- i) Silicea in osteomyelitis.
- j) Rhustox in Osteoarthritis.
- k) Arnica in Red eye.
- l) Kalisulph in otorrhoea.
- m) Sabadilla in nasal polyp.
- n) Belladonna in Tonsillitis.
- o) Argentum nitricum in Laryngitis.

P.T.O.



2. Write short answer (**any four** out of six) :

(4×5=20)

- a) Indications of Berberis vulgaris in Urinary complaints.
- b) Indications of calendula in wounds.
- c) Silicea in Paronychia.
- d) Indications of Coffea cruda in dental carries.
- e) Symphytum in fractures.
- f) Ammonium carb in Epistaxis.

3. Write short answer (**any four** out of six) :

(4×5=20)

- a) Define scalds and give indications of apis mellifica in scalds.
- b) Conium in CA-Breast.
- c) Plantago in dental disorders.
- d) Merc-sol in Ophthalmia neonatrum.
- e) Kali-bich in Atrophic Rhinitis.
- f) Drossera in Laryngitis.

4. Long answer question (**any two** out of four) :

(2×10=20)

- a) Describe homoeopathic approach in case of Peptic Ulcer. Give indications of Anacardium and Arsenic alb in Peptic Ulcer.
- b) Define Goitre classify them and give role of Iodum, Sepia in Hypothyroid Goitre.
- c) Classify Conjunctivitis. Give indications of Belladonna, Euphrasia and Argentum nitricum in Conjunctivitis.
- d) Give indications of Agraphis and Calc Iod in Adenoids.

Long answer question (**any one** from Q. No. 5, 6 and 7) :

5. Long answer question :

(1×20=20)

Enumerate the causes for pain in Right hypochondriac region and give indications of Chelidonium, Lycopodium and Bryonia in Cholelithiasis.

6. Long answer question :

(1×20=20)

Describe steps of Root Canal Therapy and give indications of Silicea and Fluoric acid in Fistula Dentalis.

7. Long answer question :

(1×20=20)

Discuss Miasmatic background of Otitis Media and give indications of Psorinum and Thuja in Chronic Otitis Media.



04702A

Third B.H.M.S. (New) Examination, Winter 2018
OBSTETRICS AND GYNAECOLOGY – I

Total Duration : 3 Hours

Total Marks : 100

- Instructions :**
- 1) Use **blue/black** ball point pen **only**.
 - 2) **Do not** write anything on the **blank portion of the question paper**. If written anything, such type of act will be considered as an attempt to resort to unfair means.
 - 3) **All** questions are **compulsory**.
 - 4) The number to the **right** indicates **full** marks.
 - 5) Draw diagrams **wherever** necessary.
 - 6) Distribution of syllabus in Question Paper is only meant to cover entire syllabus within the stipulated frame. The Question paper pattern is a mere guideline. Questions can be asked from any paper's syllabus into any question paper. Students cannot claim that the Question is out of syllabus. As it is only for the placement sake, the distribution has been done.

1. Write short answer (**any ten** out of fifteen) :

(10×2=20)

- a) Chadwicks sign and Goodell's sign.
- b) Define lie and presentation.
- c) Bishop's score.
- d) Criteria of normal pregnancy.
- e) Cephalopelvic disproportion.
- f) On which day after fertilization does implantation occur and normal location of implantation.
- g) Blastocyst and Morula.
- h) What is "Show" in case of delivery ?
 - i) Aims and objectives of antenatal care.
 - j) Partogram.
 - k) Define gravida and parity.
 - l) Emesis gravidarum.
 - m) Urine Pregnancy Test.
 - n) Define IUGR.
 - o) Hegars sign.

P.T.O.



2. Write short answer (**any four** out of six) : (4×5=20)
- a) Non stress test.
 - b) Dawns rule of ten.
 - c) Cutaneous changes during pregnancy.
 - d) High risk pregnancy.
 - e) Management of first stage of labour.
 - f) APGAR Score.
3. Write short answer (**any four** out of six) : (4×5=20)
- a) Missed abortion.
 - b) Threatened abortion.
 - c) Breast feeding.
 - d) Clinical features and complications of a Preterm infant.
 - e) Bandl's ring.
 - f) Diagnosis of twin pregnancy.
4. Long answer question (**any two** out of four) : (2×10=20)
- a) Describe in detail the causes, types and management of post partum haemorrhage.
 - b) Describe antenatal care in detail.
 - c) Describe definition, indications, steps and complications of Caesarean section.
 - d) Define ectopic pregnancy, write its clinical features and management in detail.

Long answer question (**any one** from Q. No. 5, 6 and 7)

5. Long answer question : (1×20=20)
- Define placenta previa, write its types, clinical features, complications and management in detail.
6. Long answer question : (1×20=20)
- Define pre eclampsia, write its clinical features, complications and management in detail.
7. Long answer question : (1×20=20)
- Define asphyxia neonatorum, write its types, causes, complications and management in detail.
-



04702 B

Third B.H.M.S. (New) Examination, Winter 2018
OBSTETRICS AND GYNAECOLOGY – II

Total Duration : 3 Hours

Total Marks : 100

Instructions : 1) Use **blue/black** ball point pen only.

2) **Do not** write anything on the **blank portion of the question paper**. If written anything, such type of act will be considered as an attempt to resort to unfair means.

3) **All** questions are **compulsory**.

4) The number to the **right** indicates **full** marks.

5) Draw diagrams **wherever** necessary.

6) Distribution of syllabus in Question Paper is only meant to cover entire syllabus within the stipulated frame. The Question paper pattern is a mere guideline. Questions can be asked from any paper's syllabus into any question paper. Students cannot claim that the Question is out of syllabus. As it is only for the placement sake, the distribution has been done.

1. Write short answer (**any ten** out of fifteen) :

(10×2=20)

- a) Bartholins cyst-def.
- b) Bicornuated uterus-def.
- c) Culdocentesis.
- d) Cryptomenorrhoea-def.
- e) Senile Vaginitis.
- f) Pyometra-def.
- g) 4 c/f in Pelvic abscess.
- h) Mittelschmerz syndrome.
- i) Teratospermia.
- j) Any 2 Indications of vaginal hysterectomy.
- k) Cervical Polyp-def.
- l) Adenomyosis-def.
- m) Wernick's encephalopathy.
- n) 2 advantages of Tubectomy.
- o) Hysterosalpingography-def.

P.T.O.

04702 B



2. Write short answer (any four out of six) :

(4×5=20)

- ☒ a) Oligospermia.
- ☒ b) ~~O Stage carcinoma.~~
- ☒ c) Pruritus vulvae.
- ☒ d) Advantages and disadvantages of oral contraceptive pills.
- ☒ e) Natural methods of contraceptions.
- ☒ f) USG in gynaecology.

PR-CIR

652

3. Write short answer (any four out of six) :

(4×5=20)

- ☒ a) Intrauterine contraceptive device.
- ☒ b) Endometritis.
- ☒ c) Retroversion of uterus.
- ☒ d) Barrier methods of contraception.
- ☒ e) Intrauterine insemination.
- ☒ f) Physiology of menstruation.

4. Long answer question (any two out of four) :

(2×10=20)

- ☒ a) Define menopausal syndrome. Explain with causes, c/f, management.
- ☒ b) Explain Ca Cervix with classification, stages, c/f, diagnosis and management.
- ☒ c) Fistula.
- ☒ d) Dysfunctional uterine bleeding.

Long answer question (any one from Q. No. 5, 6 and 7)

5. Long answer question :

(1×20=20)

- ☒ Define Uterine Prolapse with aetiology, clinical features, investigations and management.

6. Long answer question :

(1×20=20)

- ☒ Define Amenorrhoea with types, aetiology, investigations and management.

7. Long answer question :

(1×20=20)

- ☒ Define Fibroid of uterus with aetiology, secondary changes, clinical features and management.



04702 C

Third B.H.M.S. (New) Examination, Winter 2018
OBSTETRICS AND GYNAECOLOGY – III

Total Duration : 3 Hours

Total Marks : 100

- Instructions :**
- 1) Use **blue/black** ball point pen only.
 - 2) **Do not** write anything on the **blank portion of the question paper**. If written anything, such type of act will be considered as an attempt to resort to unfair means.
 - 3) **All** questions are **compulsory**.
 - 4) The number to the **right** indicates **full** marks.
 - 5) Draw diagrams **wherever** necessary.
 - 6) Distribution of syllabus in Question Paper is only meant to cover entire syllabus within the stipulated frame. The Question paper pattern is a mere guideline. Questions can be asked from any paper's syllabus into any question paper. Students cannot claim that the Question is out of syllabus. As it is only for the placement sake, the distribution has been done.

1. Write short answer (**any ten** out of fifteen) :

(10×2=20)

- a) Caladium in pruritus vulva.
- b) Coffea in vaginismus.
- c) Borax in leucorrhoea.
- d) Mag phos in dysmenorrhoea.
- e) Hepar sulph in pelvic abscess.
- f) Bryonia in mastitis in ~~infertility~~.
- g) Baptisia in puerperal sepsis.
- h) Aletris farinosa in bleeding.
- i) Ipecac ^{HYPER} in emesis gravidarum.
- j) Collinsonia in piles during pregnancy.
- k) Erigeron in menorrhagia.
- l) Natrum mur in puberty.
- m) Belladonna in mastitis.
- n) Phytolacca breast disorders.
- o) Alumina in leucorrhoea.

P.T.O.

04702C



2. Write short answer (**any four** out of six) :

(4×5=20)

- a) Calc carb in uterine polyp.
- b) Silicea in pelvic abscess.
- c) Podophyllum in prolapse of uterus.
- d) Senecio in puberty.
- e) Arsenic album in hyperemesis gravidarum.
- f) Sabina in incomplete abortion.

3. Write short answer (**any four** out of six) :

(4×5=20)

- a) Lecithin and Urtica urens in agalactia.
- b) Kali carb in pelvic inflammatory disease.
- c) China in anaemia during pregnancy.
- d) Lilium tig in prolapse of uterus.
- e) Staphysagria in post ceasarian cases.
- f) Argentum nitricum in ophthalmia neonatorum.

4. Long answer question (**any two** out of four) :

(2×10=20)

- a) Define post partum haemorrhage and management for post partum haemorrhages with Erigeron, Ustilago and Belladonna.
- b) Discuss role of Pulsatilla and Cimicifuga in puerperal psychosis
- c) Explain Kreosote and Medorrhinum in chronic pelvic infections.
- d) Write down indication of Phosphorous and Secale cor in dysfunctional uterine bleeding.

Long answer question (**any one** from Q. No. 5, 6 and 7)

5. Long answer question :

(1×20=20)

Write the indications of Kali carb, Senecio, Cimicifuga and Lycopodium in puberty.

6. Long answer question :

(1×20=20)

Write the indications of Apis, Lycopodium, Glonoine and Gelsemium in pre eclampsia.

7. Long answer question :

(1×20=20)

Write the indications of Sabina, Trillium pendulum, Phosphorus and Ustilago in menorrhagia.



04704

Thir B.H.M.S. (New) Examination, Winter 2018
HOMOEOPATHIC MATERIA MEDICA

Total Duration : 3 Hours

Total Marks : 100

- Instructions :**
- 1) Use **blue/black** ball point pen only.
 - 2) **Do not** write anything on the **blank portion of the question paper**. If written anything, such type of act will be considered as an attempt to resort to unfair means.
 - 3) **All** questions are **compulsory**.
 - 4) The number to the **right** indicates **full** marks.
 - 5) Draw diagrams **wherever** necessary.
 - 6) Distribution of syllabus in Question Paper is only meant to cover entire syllabus within the stipulated frame. The Question paper pattern is a mere guideline. Questions can be asked from any paper's syllabus into any question paper. Students cannot claim that the Question is out of syllabus. As it is only for the placement sake, the distribution has been done.

1. Write short answer (**any ten** out of fifteen) :

(10×2=20)

- a) Write any two mental symptoms of Aconite Napellus.
- b) Write common name and family of Arnica Montana.
- c) Write the Ailments from and Modalities of Argentum Nitricum.
- d) Write thermal relation and Thirst of Apis Mellifica.
- e) Write any two desire of Antimonium Crudum.
- f) Write Ailments from and thirst of Acetic Acid.
- g) Mention two medicines for Dropsy with Thirst.
- h) Write name two medicine for agg. new and full moon.
- i) Write two characteristic features in leucorrhoea of Alumina.
- j) Mention the Thermal modality and Ailments from in Camphora.
- k) Write two characteristic symptoms of Cyclamen.
- l) Write two characteristic gastric symptoms of Asafoetida.
- m) Write any two medicines ameliorated with appearance of menses.
- n) Write any two important mental symptom of Cannabis Indica.
- o) Write down the character of pain and Ailments from in Nitric Acid.

P.T.O.



2. Write short answer (**any four** out of six) : (4×5=20)

- ~~a) Gastrointestinal disorders of Aethusa Cynapium.~~
- ~~b) Berberis Vulgaris in urinary disorders.~~
- ~~c) Allium Cepa in Respiratory Disorders.~~
- d) Gastrointestinal affections of Ferrum met.
- ~~e) Gelsemium in fever.~~
- f) Calendula Officinalis in injury.

3. Write short answer (**any four** out of six) : (4×5=20)

- ~~a) Adonis Vernalis in heart affections.~~
- b) Muriatic acid in Rectal affections.
- ~~c) Podophyllum in diarrhoea.~~
- d) Thalapsi Bursa Pastoris in female Complaints.
- ~~e) Sticta Pulmonaria in respiratory disorders.~~
- ~~f) Clinical indications of Oxalic Acid.~~

4. Long answer question (**any two** out of four) : (2×10=20)

- ~~a) Compare and contrast skin complaints of Graphites and Petroleum.~~
- ~~b) Compare and contrast Mind of Stramonium and Hyoscyamus~~
- c) Compare and contrast Cannabis sativa and Cantharis in Genitourinary affections.
- d) Compare and contrast Chamomilla and Cina baby.

Long answer question (**any one** from Q. No. 5, 6 and 7) :

5. Long answer question : (1×20=20)

Describe drug picture of Sepia.

~~6.~~ Long answer question : (1×20=20)

Describe drug picture of Sulphur.

7. Long answer question : (1×20=20)

Describe drug picture of Calcarea Carb.



04703

Third B.H.M.S. (New) Examination, Winter 2018
ORGANON OF MEDICINE

Total Duration : 3 Hours

Total Marks : 100

- Instructions :**
- 1) Use **blue/black** ball point pen only.
 - 2) **Do not** write anything on the **blank portion of the question paper**. If written anything, such type of act will be considered as an attempt to resort to unfair means.
 - 3) **All** questions are **compulsory**.
 - 4) The number to the **right** indicates **full** marks.
 - 5) Draw diagrams **wherever** necessary.
 - 6) Distribution of syllabus in Question Paper is only meant to cover entire syllabus within the stipulated frame. The Question paper pattern is a mere guideline. Questions can be asked from any paper's syllabus into any question paper. Students cannot claim that the Question is out of syllabus. As it is only for the placement sake, the distribution has been done.

1. Write short answers (any ten out of fifteen) :

(10×2=20)

- a) Define health.
- b) What is meaning of surrogate ?
- c) What is obvious cause ? Give 2 examples.
- d) What is Mongrel sect ?
- e) State the therapeutic law of nature.
- f) What are hazardous homeopathic remedies ?
- g) Give 4 examples of causa occasionalis.
- h) Define Portrait of Disease.
- i) Define Posology.
- j) Explain indications of Placebo.
- k) What are the most common reactions after administration of Homoeopathic Remedy ?
- l) Mention 2 factors which decide the change of remedy.
- m) State Kent's 7th Observation with 2 examples.
- n) Define Fundamental cause of disease.
- o) Define Susceptibility.

P.T.O.



2. Write short answer (**any four** out of six) :

(4×5=20)

- a) Explain Idiosyncrasy.
- b) Explain Primary action and Secondary action with examples.
- c) Explain Genus epidemicus.
- d) Explain Accessory symptoms.
- e) Explain Local maladies.
- f) "Physician is likewise a preserver of health" – Explain.

3. Write short answer (**any four** out of six) :

(4×5=20)

- a) Explain Law of Similars.
- b) Explain types of constitution with examples.
- c) Explain Temperament according to Herbert Robert.
- d) Explain the difference between Killer's aggravation and Homeopathic aggravation.
- e) Explain Aude Sapere.
- f) Explain scope of Homoeopathy according to Stuart Close.

4. Long answer question (**any two** out of four) :

(2×10=20)

- a) Explain the Modus operandi of Homeopathic cure.
- b) Explain "The Sick" according to Dr. Kent.
- c) Explain "Simple Substance".
- d) Explain Robert's view on Psora or Deficiency.

Long answer question (**any one** from Q. No. 5, 6 and 7)

5. Long answer question :

(1×20=20)

Explain The Law of Palliation and Suppression as explained in the Principles and Art of Cure by Homoeopathy .

6. Long answer question :

(1×20=20)

Explain with examples with reference to mental diseases as explained by Dr. Hahnemann.

7. Long answer question :

(1×20=20)

Explain The Value of Symptoms as explained by Dr. Kent.

**Third B.H.M.S. (2015) Examination, Summer (Phase - II) 2019
GENERAL SURGERY AND HOMOEOPATHIC THERAPEUTICS-I**

Total Duration : 3 Hours

Total Marks : 100

- Instructions :**
- 1) Use **blue/black** ball point pen only.
 - 2) **Do not** write anything on the **blank portion of the question paper**. If written anything, such type of act will be considered as an attempt to resort to unfair means.
 - 3) **All questions are compulsory.**
 - 4) The number to the **right** indicates **full marks**.
 - 5) Draw diagrams **wherever necessary**.
 - 6) Distribution of syllabus in Question Paper is only meant to cover entire syllabus within the stipulated frame. The Question paper pattern is a mere guideline. Questions can be asked from any paper's syllabus into any question paper. Students cannot claim that the Question is out of syllabus. As it is only for the placement sake, the distribution has been done.

1. Write short answer (**any ten** out of fifteen):

[10 × 2 = 20]

- a) Define ulcer.
- b) Milroy's disease.
- c) Define regeneration.
- d) Cullens sign.
- e) Calculous anuria.
- f) Budd-chiari syndrome.
- g) Define hydrocoele.
- h) 4 causes for bleeding per rectum.
- i) Arsenic alb in varicose veins.
- j) Iodum in goitre.
- k) Cantharis in UTI.
- l) Mag phos in appendicitis.
- m) Aesculus in haemorrhoids.
- n) 2 drugs for haematuria.
- o) Cantharis in cystitis.

2. Write short answer (any four out of six). [4 × 5 = 20]
- complications of blood transfusion.
 - cold abscess.
 - cavernous haemangioma.
 - fistula in ano.
 - hiatus hernia.
 - hypospadias.
3. Write short answer (any four out of six): [4 × 5 = 20]
- carbo-veg in gangrene.
 - graphites in furuncle.
 - calc flour in fibroadenoma.
 - gelsemium in Benign enlargement of prostate.
 - phosphorus in appendicitis.
 - bismuth in gastric ulcer.
4. Long answer question (any two out of four): [2 × 10 = 20]
- classify wounds. give indication of hypericum, calendula, arnica in wounds.
 - classify shock and give indication of camphor carbo-veg, veratrum alb in shock.
 - describe aetiology, clinical features, of haemorrhoids and give indication of Aesculus, ratanhia, nitric acid for the same.
 - describe clinical features of Benign enlargement of prostate and give indication of conium and baryta carb for the same.
- Long answer question (any one from Q. No. 5, 6 and 7):
5. Define gangrene. Describe its types, and describe in detail Diabetic gangrene. Give indication of Carboveg, Bromium, Arsenic album for the same. [1 × 20 = 20]
6. Describe aetiology, clinical features, complications of cholelithiasis. Give indications of chelidonium nuxvomica for the same. [1 × 20 = 20]
7. Describe aetiology types, clinical features of intestinal obstruction. Give indications of plumbum, diascoria, mag-phos for the same. [1 × 20 = 20]



Third B.H.M.S. (2015) Examination, Summer (Phase - II) 2019
 SURGERY-II ENT, OPHTHALMOLOGY, ORTHOPAEDICS,
 DENTISTRY & HOMOEOPATHIC THERAPEUTICS

Total Duration : 3 Hours

Total Marks : 100

- Instructions :**
- 1) Use blue/black ball point pen only.
 - 2) Do not write anything on the blank portion of the question paper. If written anything, such type of act will be considered as an attempt to resort to unfair means.
 - 3) All questions are compulsory.
 - 4) The number to the right indicates full marks.
 - 5) Draw diagrams wherever necessary.
 - 6) Distribution of syllabus in Question Paper is only meant to cover entire syllabus within the stipulated frame. The Question paper pattern is a mere guideline. Questions can be asked from any paper's syllabus into any question paper. Students cannot claim that the Question is out of syllabus. As it is only for the placement sake, the distribution has been done.

1. Write short answer (any ten out of fifteen): [10 × 2 = 20]
- a) Define otalgia.
 - b) Inference in Rinne's test.
 - c) Define sequestrum and involucrum.
 - d) Enumerate 2 causes for delayed union of fractures.
 - e) Define Exophthalmos.
 - f) Name two commonest causes for blindness.
 - g) Define dental caries.
 - h) Give 2 indications for extraction of third molar tooth.
 - i) Four characteristic indications for Phytollacca in tonsillitis.
 - j) Four characteristic indications for Sabadilla in nasal polyp.
 - k) Give two surgical clinicals for Symphytum.
 - l) Four characteristic indications for Kali-carb in lumbago.
 - m) Four Characteristic indications for Arnica in red eye.
 - n) Four Characteristic indications for Belladonna in conjunctivitis.
 - o) Four Characteristic indications for Silicea in apical abscess.

04311B

[4 × 5 = 20]

2. Write short answer (any four out of six):

- a) Ear wax.
- b) Ethmoidal polyp.
- c) Enumerate ten complications in case of Fracture.
- d) Frozen shoulder.
- e) Strabismus.
- f) Blepharitis.

[4 × 5 = 20]

3. Write short answer (any four out of six):

- a) Indications of Argentum Nitricum and Carbo. veg. in laryngitis.
- b) Indications of Phosphorus and Ammonium carb. in Epistaxis.
- c) Indications of Actea racemosa and Sepia in lumbago.
- d) Indications of Calcarea carb. and Phosphorus in rickets.
- e) Indications of Arnica and Hamamelis in post operative tooth extraction.
- f) Indications of Aconite and Chamomilla in Pulpitis.

[2 × 10 = 20]

4. Long answer question (any two out of four):

- a) Define Otitis media. Describe in detail aetiology, clinical features of "Chronic Otitis Media" and give indications of two Homoeopathic medicines for the same.
- b) Define and Classify laryngitis. Give a note on Acute laryngitis and give indications of Causticum and Calc. carb. in laryngitis.
- c) Define "Osteoarthritis" and formulate a homoeopathic approach for the management of osteoarthritis with suitable examples of Homoeopathic medicines.
- d) Describe aetiology, clinical features of catarrhal conjunctivitis and give four indications of Belladonna and Argentum Met. for the same.

Long answer question (any one from Q. No. 5, 6 and 7):

5. Define Rhino-sinusitis. Discuss aetiology clinical features and complications of frontal sinusitis. Give indications of Kali-Bich and Pulsatilla in frontal sinusitis.
[1 × 20 = 20]
6. Describe supracondylar fracture of humerus under the heading of types and displacements, clinical features and give indications of Symphytum and Calc. Flour, in healing of fractures.
[1 × 20 = 20]
7. Enumerate errors of refraction. Discuss in detail Myopia and give indications of Ruta and Agaricus for the same.
[1 × 20 = 20]



Third B.H.M.S. (New) Examination, Summer (Phase - II) 2019
SURGERY AND HOMEOPATHIC THERAPEUTICS - I

Total Duration : 3 Hours

Total Marks : 100

- Instructions :**
- 1) Use **blue/black** ball point pen only.
 - 2) **Do not** write anything on the **blank portion of the question paper**. If written anything, such type of act will be considered as an attempt to resort to unfair means.
 - 3) **All questions are compulsory.**
 - 4) The number to the **right** indicates **full** marks.
 - 5) Draw diagrams **wherever** necessary.
 - 6) Distribution of syllabus in Question Paper is only meant to cover entire syllabus within the stipulated frame. The Question paper pattern is a mere guideline. Questions can be asked from any paper's syllabus into any question paper. Students cannot claim that the Question is out of syllabus. As it is only for the placement sake, the distribution has been done.

1. Write short answer (**any ten** out of fifteen):

[10 × 2 = 20]

- a) Define Regeneration.
- b) Define curling's ulcer.
- c) Define Reactionary hemorrhages.
- d) Explain Penetrating wound.
- e) Define Carbuncle.
- f) Define Gangrene.
- g) Define Lipoma.
- h) Define Sinus.
- i) Define Toxic Goitre.
- j) Explain Pyaemic Abscess.
- k) Define Aphakia.
- l) Name the Errors of Refraction.
- m) Define-Style.
- n) Write down 2 causes for Blindness.
- o) Define-Hypopyon.

2. Write short answer (**any four** out of six). [4 × 5 = 20]
- Explain Difference between Benign and Malignant tumors.
 - Explain Diabetic Gangrene.
 - Explain Complications of blood transfusion.
 - Explain Tubercular Lymphadenitis.
 - Explain chalazion.
 - Explain Acute Dacrocystitis.
3. Write short answer (**any four** out of six): [4 × 5 = 20]
- Explain septic shock.
 - Explain Venous ulcer.
 - Define cyst and give its classification.
 - Explain Hodgkin's Lymphoma.
 - Explain Hypermetropia.
 - Explain Ophthalmia neonatrum.
4. Long answer question (**any two** out of four): [2 × 10 = 20]
- Define Haemorrhages, Classify them and describe in detail.
 - Define wound, Classify wound and give in describe in detail factors affecting wound healing.
 - Write in detail Clinical features of Arterial Insufficiency.
 - Define Conjunctivitis and Describe in detail Mucopurulent Conjunctivitis.

Long answer question (any one from Q. No. 5, 6 and 7):

- Define Ulcer classify them describe various Edges of an ulcer and compare between Healing and Non Healing Ulcer. [1 × 20 = 20]
- Define Burns, write its aetiopathogenesis, Clinical features and describe importance of Rule of Nine in management of Burns. [1 × 20 = 20]
- Define glaucoma and describe in detail Chronic simple Glaucoma. [1 × 20 = 20]

X X X

Third B.H.M.S. (New) Examination, Summer (Phase - II) 2019
SURGERY AND HOMOEOPATHIC THERAPEUTICS - II

Total Duration : 3 Hours

Total Marks : 100

- Instructions :**
- 1) Use **blue/black** ball point pen only.
 - 2) **Do not** write anything on the **blank portion of the question paper**. If written anything, such type of act will be considered as an attempt to resort to unfair means.
 - 3) **All questions are compulsory.**
 - 4) The number to the **right** indicates **full** marks.
 - 5) Draw diagrams **wherever** necessary.
 - 6) Distribution of syllabus in Question Paper is only meant to cover entire syllabus within the stipulated frame. The Question paper pattern is a mere guideline. Questions can be asked from any paper's syllabus into any question paper. Students cannot claim that the Question is out of syllabus. As it is only for the placement sake, the distribution has been done.

1. Write short answer (any ten out of fifteen):

[10 × 2 = 20]

- a) Write down 2 causes for Dysphagia.
- b) Explain pigment stones.
- c) Explain Murphy's Triad.
- d) Explain Rebound tenderness.
- e) Define Amazia. *goiter*
- f) Define Thyroglossal Cyst.
- g) Define Pulpitis.
- h) Write down 2 causes of Bleeding gums.
- i) Define Colles fracture.
- j) Write down 2 orthopedic causes for Backache.
- ☒ k) Define Osteoma.
- ☒ l) Define otomycosis.
- m) Write down 2 causes for Otorrhoea.
- n) Explain little's area.
- o) Write down two causes of vertigo.

2. Write short answer (**any four** out of six).

[4 × 5 = 20]

- a) Fistula in Ano.
- b) Umbilical Hernia.
- c) Differential diagnosis for discharge from nipple.
- d) Indications for Dental Extraction.
- e) Explain Complications of fracture.
- f) Explain Otitis externa.

3. Write short answer (**any four** out of six):

[4 × 5 = 20]

- a) Explain Meckel's Diverticulum.
- b) Explain toxic Goitre.
- c) Explain Oral Hygiene.
- d) Explain Green stick Fracture.
- e) Explain septal haematoma and septal abscess.
- f) Explain Acute Epiglottitis.

4. Long answer question (**any two** out of four):

[2 × 10 = 20]

- a) Describe in detail about Benign Enlargement of Prostate.
- b) Describe in detail types, complications and treatment of "Impacted Wisdom Tooth".
- c) Describe Cervical Spondylitis in detail.
- d) Discuss classification of Rhinitis and Describe in detail Chronic simple Rhinitis.

Long answer question (any one from Q. No. 5, 6 and 7):

5. Enumerate causes of Haematemesis and describe aetiology, clinical features and complications of Peptic Ulcer. [1 × 20 = 20]

6. Describe aetiopathogenesis, clinical features, differential diagnosis and treatment of Acute Osteomyelitis. [1 × 20 = 20]

7. Describe aetiopathogenesis, clinical features, differential diagnosis and indications and contraindications for tonsillectomy in Tonsillitis [1 × 20 = 20]

X X X

Third B.H.M.S. (New) Examination, Summer (Phase - II) 2019
SURGERY AND HOMOEOPATHIC THERAPEUTICS - III

Total Duration : 3 Hours

Total Marks : 100

- Instructions :**
- 1) Use **blue/black** ball point pen only.
 - 2) **Do not** write anything on the **blank portion** of the **question paper**. If written anything, such type of act will be considered as an attempt to resort to unfair means.
 - 3) **All questions are compulsory.**
 - 4) The number to the **right** indicates **full marks**.
 - 5) Draw diagrams **wherever** necessary.
 - 6) Distribution of syllabus in Question Paper is only meant to cover entire syllabus within the stipulated frame. The Question paper pattern is a mere guideline. Questions can be asked from any paper's syllabus into any question paper. Students cannot claim that the Question is out of syllabus. As it is only for the placement sake, the distribution has been done.

1. Write short answer (any ten out of fifteen):

[10 × 2 = 20]

- a) Indications of Nitric Acid in fissure in ano.
- b) Indications of Nux-vomica in gastritis.
- c) Camphor in surgical Shock.
- d) Cantharis in Burns.
- e) Calcarea carb in Lymphadenitis.
- f) Name two homoeopathic drugs for Hyperthyroidism.
- g) Staphysiagria in Dental carries.
- h) Merc-sol in stomatitis.
- i) Silicea in osteomyelitis.
- j) Bryonia in frozenshoulder.
- k) Kali mur. in ear affection.
- l) Ferrum-phos is indicated in which stage of ASOM.
- m) Name two Homoeopathic medicines for Vocal cord nodule.
- n) Hepar-sulph in Tonsillitis.
- o) Which is the type of Hemorrhage in Hammamelis.

2. Write short answer (any four out of six).

[4 × 5 = 20]

- Lycopodium and Berberis Vulgaris in Ureteric calculi.
- Thuja in Lipoma.
- Indications of Veratrum album in surgical shock.
- Coffea cruda and Kreosote in toothache.
- Indications of Symphytum and Cal-phos in fracture.
- Indications of Phosphorus and Causticum in Acute laryngitis.

3. Write short answer (any four out of six):

[4 × 5 = 20]

- Indications of Lachesis and Secale cor. in Gangrene
- Indications of Bryonia and Phytollaca in mastitis.
- Indications of Arnica and Hypericum in Toothache after Extraction
- Indications of Calc. flour. and Amm. mur. in Calcaneal Spur.
- Indications of Heckla lava and Teucrium in Nasal polyp.
- Indications of Pulsatilla and Capsicum in Mastoiditis.

4. Long answer question (any two out of four):

[2 × 10 = 20]

- Describe clinical features of Acute pancreatitis and Describe role of Iris versicolor, Phosphorus and Arsenic Album in Acute pancreatitis.
- Enumerate local and systemic causes for gingival bleeding and discuss role of Merc-sol, Phosphorus in bleeding gums.
- Discuss clinical signs and symptoms of sty and write role of Pulsatilla and Satphysiagria in Sty
- Discuss clinical features of Bell's palsy and write the role of Agaricus and Cadmium sulphate in Bell's palsy.

Long answer question (any one from Q. No. 5, 6 and 7):

- Define ulcer. Discuss difference between Healing and Non-healing ulcer. Give indication of Flouric-acid, carbo-veg and Nitric acid in Ulcer. [1 × 20 = 20]
- Define Goitre. Classify goitre and give indications of Iodum, Sepia, Calc-carb in Hypothyroidism. [1 × 20 = 20]
- Define sinusitis, discuss aetiology, clinical features of Frontal sinusitis and discuss role of Kali-bich, Pulsatilla, Hepar-sulph in Sinusitis. [1 × 20 = 20]



**Third B.H.M.S. (2015) Examination, Summer (Phase - II) 2019
GYNAECOLOGY & HOMOEOPATHIC THERAPEUTICS-I**

Total Duration : 3 Hours

Total Marks : 100

- Instructions :**
- 1) Use **blue/black** ball point pen only.
 - 2) **Do not** write anything on the **blank portion of the question paper**. If written anything, such type of act will be considered as an attempt to resort to unfair means.
 - 3) **All questions are compulsory.**
 - 4) The number to the **right** indicates **full marks**.
 - 5) Draw diagrams **wherever** necessary.
 - 6) Distribution of syllabus in Question Paper is only meant to cover entire syllabus within the stipulated frame. The Question paper pattern is a mere guideline. Questions can be asked from any paper's syllabus into any question paper. Students cannot claim that the Question is out of syllabus. As it is only for the placement sake, the distribution has been done.

1. Write short answer (any ten out of fifteen):

[10 × 2 = 20]

- a) GnRH hormone.
- b) Functions of estrogen hormone.
- c) Sheehan's syndrome.
- d) Define azoospermia and asthenospermia.
- e) Calcarea carb in leucorrhoea.
- f) Define Precocious puberty and delayed puberty.
- g) Apis in ovarian cyst.
- h) Name tests for ovulation.
- i) Millefolium in menorrhagia.
- j) Metropathica haemorrhagica.
- k) Name 2 remedies for leucorrhoea like white of an egg.
- l) Indications of hormone replacement therapy.
- m) Senecio in puberty.
- n) Artificial reproductive techniques.
- o) Turners syndrome.

2. Write short answer (**any four** out of six):

[4 × 5 = 20]

- a) Hysterosalpingography.
- b) Secondary changes in fibroid.
- c) Candidiasis.
- d) Retroverted uterus.
- e) Dermoid cyst of the ovary.
- f) Clinical features and complications of Genital tuberculosis.

3. Write short answer (**any four** out of six):

[4 × 5 = 20]

- a) Indications of Caladium & Cantharis in Pruritus vulvae.
- b) Indications of Conium & Phytolacca in Fibroadenoma of the breast.
- c) Indications of Lachasis & Sulphur in Menopause.
- d) Indications of Belladonna & Merc sol in Salpingitis.
- e) Indications of Arnica & Hypericum in Genital tract injuries.
- f) Indications of Agnus castus & Lycopodium in Impotency.

4. Long answer question (**any two** out of four):

[2 × 10 = 20]

- a) Write clinical features of polycystic ovarian syndrome, write its investigations and complications, mention indications of Iodium and Medorrhinum for the same.
- b) Describe aetiology and types of Uterine prolapse with indications of Lilium tig and Murex for the same.
- c) Define dysmenorrhoea, write its various types and give indications of Veratrum album and Colocynth for the same.
- d) Write the various stages of Cervical carcinoma and give indications of Carbo animalis and Nitric acid for the same.

Long answer question (any one from Q. No. 5, 6 and 7):

5. Define endometriosis, write its types, clinical features, investigations and management with homeopathy with indications of Phosphorus and Sabina for the same. **[1 × 20 = 20]**

6. Define contraception, give its classification. Describe Barrier methods of contraception in detail. **[1 × 20 = 20]**

7. Define Infertility, write the causes & investigations for female infertility. Give indications of Platina, Plumbum met and Pulsatilla in female infertility.

[1 × 20 = 20]



THIRD BHMS (2015)
Examination, Summer (Phase - II) 2019
OBSTETRICS, INFANT CARE AND HOMOEOPATHIC
THERAPEUTICS - II

Total Duration : 3 Hours

Total Marks : 100

- Instructions :**
- 1) Use **blue/black** ball point pen only.
 - 2) **Do not** write anything on the **blank portion of the question paper**. If written anything, such type of act will be considered as an attempt to resort to unfair means.
 - 3) **All questions are compulsory.**
 - 4) The number to the **right** indicates **full** marks.
 - 5) Draw diagrams **wherever** necessary.
 - 6) Distribution of syllabus in Question Paper is only meant to cover entire syllabus within the stipulated frame. The Question paper pattern is a mere guideline. Questions can be asked from any paper's syllabus into any question paper. Students cannot claim that the Question is out of syllabus. As it is only for the placement sake, the distribution has been done.

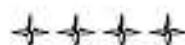
1. Write short answer (any ten out of fifteen) : [10 × 2 = 20]
- a) Placenta succenturiata.
 - b) Fertilization.
 - c) Name signs of pregnancy in the first trimester.
 - d) Define prolonged labour and hasty labour.
 - e) Moulding.
 - f) Retained placenta.
 - g) Write 4 functions of amniotic fluid.
 - h) Kernicterus.
 - i) Obstetrics grip.
 - j) Apgar score.
 - k) Gelsemium in delayed labour.
 - l) Name 4 remedies for nausea vomiting at smell and sight of food in hyperemesis gravidarum.
 - m) Define ophthalmia neonatorum & name 2 remedies for it.
 - n) Indications of Ferrum met in anaemia during pregnancy.
 - o) Helonias in pre eclampsia.

04312B

2. Write short answer (**any four** out of six) : [4 × 5 = 20]
- Missed abortion.
 - Functions of placenta.
 - Tubectomy.
 - Define preterm infant and write its clinical features.
 - Abruptio placenta.
 - Breast feeding.
3. Write short answer (**any four** out of six) : [4 × 5 = 20]
- Role of Lecithin and Urtica urens in agalactia.
 - Indications of Phosphorus and Acetic acid in diabetes during pregnancy.
 - Indications of 2 drugs for threatened abortion.
 - Role of Cimicifuga and Caulophyllum in false labour pains.
 - Indications of Pulsatilla and Kali carb in delayed labour.
 - Indication of Pyrogen in puerperal sepsis.
4. Long answer question (**any two** out of four): [2 × 10 = 20]
- Define Ante natal care, what are its aims and objectives, give indications of Nux vomica and Collinsonia in piles during pregnancy.
 - Define post partum haemorrhage, what are its types, give indications of Belladonna, Secale cor and Trillium pendulum for the same.
 - Define episiotomy, write its types, indications and procedure in detail.
 - Define asphyxia neonatorum. Write indications of 2 drugs for it.

Long answer question (**any one from Q.No. 5, 6 and 7**) :

5. Define pre-eclampsia. Write its clinical features, investigations, clinical features and complications. Give indications of Apis and Veratrum viride for pre eclampsia. [1 × 20 = 20]
6. Define puerperal psychosis, write the indications of Hyoscyamus, Cimicifuga, Pulsatilla and Veratrum album for the same. [1 × 20 = 20]
7. Define eclampsia, write its clinical features, complications in detail. Give indications of Cicuta and Cuprum met for the same. [1 × 20 = 20]



Third B.H.M.S. (New) Examination, Summer (Phase - II) 2019
OBSTETRICS AND GYNAECOLOGY - I

Total Duration : 3 Hours

Total Marks : 100

- Instructions :**
- 1) Use **blue/black** ball point pen only.
 - 2) **Do not** write anything on the **blank portion of the question paper**. If written anything, such type of act will be considered as an attempt to resort to unfair means.
 - 3) **All questions are compulsory.**
 - 4) The number to the **right** indicates **full marks**.
 - 5) Draw diagrams **wherever necessary**.
 - 6) Distribution of syllabus in Question Paper is only meant to cover entire syllabus within the stipulated frame. The Question paper pattern is a mere guideline. Questions can be asked from any paper's syllabus into any question paper. Students cannot claim that the Question is out of syllabus. As it is only for the placement sake, the distribution has been done.

I. Write short answer (any ten out of fifteen):

[10 × 2 = 20]

- a) Define primigravida and primipara.
- b) Enumerate functions of fetal membranes.
- c) Define antepartum haemorrhage and post partum haemorrhage.
- d) Rooming in.
- e) Conjoined twins.
- f) Functions of placenta.
- g) Carneous mole.
- h) Complications of anaemia during pregnancy.
- i) Quickening.
- j) Lightning.
- k) Write the schedule of tetanus immunization in pregnancy.
- l) Write the dose of calcium during pregnancy and lactation.
- m) Advantages of breast feeding.
- n) Apgar score.
- o) Define prolonged labour.

2. Write short answer (any four out of six).

- a) Urine pregnancy test
- b) Intra uterine fetal death.
- c) Episiotomy.
- d) threatened abortion.
- e) Partograph.
- f) Breast feeding.

3. Write short answer (any four out of six):

[4 × 5 = 20]

- a) Subinvolution ~~not~~ uterus.
- b) Placenta previa.
- c) Oligohydramnios.
- d) Bishop's score.
- e) Fetal membranes.
- f) Convulsions in newborn.

4. Long answer question (any two out of four):

[2 × 10 = 20]

- a) Discuss diagnosis of pregnancy in detail.
- b) What are the causes of preterm labour? Write clinical features and complications of premature infant.
- c) Mechanism of normal delivery in detail.
- d) Explain Asphyxia neonatorum in detail.

Long answer question (any one from Q. No. 5, 6 and 7):

5. Define pre eclampsia, write its clinical features, investigations, complications and management in detail.

[1 × 20 = 20]

6. Discuss breech presentations and its management.

[1 × 20 = 20]

7. Define healthy newborn infant, write its clinical features and management in detail.

[1 × 20 = 20]

x x x

Third B.H.M.S. (New) Examination, Summer (Phase-II) 2019
OBSTETRICS AND GYNAECOLOGY - II

Total Duration : 3 Hours

Total Marks : 100

- Instructions :**
- 1) Use **blue/black** ball point pen only.
 - 2) **Do not** write anything on the **blank portion of the question paper**. If written anything, such type of act will be considered as an attempt to resort to unfair means.
 - 3) **All questions are compulsory.**
 - 4) The number to the **right** indicates **full marks**.
 - 5) Draw diagrams **wherever** necessary.
 - 6) Distribution of syllabus in Question Paper is only meant to cover entire syllabus within the stipulated frame. The Question paper pattern is a mere guideline. Questions can be asked from any paper's syllabus into any question paper. Students cannot claim that the Question is out of syllabus. As it is only for the placement sake, the distribution has been done.

1. Write short answer (**any ten** out of fifteen):

[10 × 2 = 20]

- a) Define precocious and delayed puberty.
- b) Enumerate causes of primary amenorrhoea.
- c) Vaginismus.
- d) Define epimenorrhoea and metrorrhagia.
- e) Ashermans syndrome.
- f) Sheehan's syndrome.
- g) Bicornuate uterus.
- h) Define asthenospermia and aspermia.
- i) Retroversion of uterus.
- j) Hormonal assay in PCOS.
- k) Indications of vaginal hysterectomy.
- l) Bartholins cyst.
- m) 4 causes of leucorrhoea.
- n) Functions of estrogen hormone.
- o) Tests for ovulation.

2. Write short answer (any four out of six).

- a) Semen analysis.
- b) Trichomoniasis.
- c) Hysterosalpingography.
- d) Clinical features of menopause.
- e) Procidentia.
- f) Cervical dysplasia.

3. Write short answer (any four out of six):

[4 × 5 = 20]

- a) Precocious puberty.
- b) Chocolate cyst of ovary.
- c) GnRH hormone.
- d) Dermoid cyst of the ovary.
- e) Pelvic abscess.
- f) Vesico-vaginal fistula.

4. Long answer question (any two out of four):

[2 × 10 = 20]

- a) Describe causes and investigations for female infertility.
- b) Write clinical features, investigations, complications and management of polycystic ovarian syndrome.
- c) Explain Adenomyosis in detail.
- d) Describe dilatation and curettage with respect to its indications, procedure and complications.

Long answer question (any one from Q. No. 5, 6 and 7):

5. Explain Endometriosis under following heads [1 × 20 = 20]
- a) Aetiology
 - b) Dagnosis
 - c) Complications
 - d) Management
6. Describe uterine fibromyoma under following heads [1 × 20 = 20]
- a) Defination and types
 - b) Diagnosis
 - c) Complications
 - d) Principles of management
7. Write down menstrual physiology under following headings. [1 × 20 = 20]
- a) Definations
 - b) Proliferative phase
 - c) Luteal phase
 - d) Changes in female genital organs

X X X

Third B.H.M.S. (New) Examination, Summer (Phase - II) 2019
OBSTETRICS AND GYNAECOLOGY - III

Total Duration : 3 Hours

Total Marks : 100

- Instructions :**
- 1) Use **blue/black** ball point pen only.
 - 2) **Do not** write anything on the **blank portion of the question paper**. If written anything, such type of act will be considered as an attempt to resort to unfair means.
 - 3) **All questions are compulsory.**
 - 4) The number to the **right** indicates **full marks**.
 - 5) Draw diagrams **wherever** necessary.
 - 6) Distribution of syllabus in Question Paper is only meant to cover entire syllabus within the stipulated frame. The Question paper pattern is a mere guideline. Questions can be asked from any paper's syllabus into any question paper. Students cannot claim that the Question is out of syllabus. As it is only for the placement sake, the distribution has been done.

1. Write short answer (any ten out of fifteen):

[10 × 2 = 20]

- a) Arsenic album in ANC.
- b) Trillium Pendulum for Metrorrhagia.
- c) Agnus Castus in Sterility.
- d) Sepia in uterine prolapse
- e) Name four remedies for Ca ovary
- f) Four remedies for Galactorrhoea.
- g) Bufo rana in male infertility
- h) 4 Remedies for PCOD
- i) Murex for Vaginismus.
- j) Acetic acid for hyperemesis
- k) Aethusa for Lactation.
- l) Alumina for Pica in Pregnancy.
- m) Name four remedies for False labour pain.
- n) Baryta carb Child.
- o) Sulphur in nappy rash

2. Write short answer (any four out of six).

- Changes of puberty in cal carb.
- Lachesis for Lochia.
- 2 remedies for erection failure.
- 2 drugs for inevitable abortion
- 2 remedies for prolonged labour
- Homoeopathy and Contraception

3. Write short answer (any four out of six):

[4 × 5 = 20]

- Two remedies with indications for dysmenorrhoea
- Carbo animalis and Merc.sol. in Cervical erosion.
- Hydrocotyle and Thuja for Ca cervix
- Apis mellifica and Causticum in Hydrocephalus.
- Cicuta virosa and Gelsimium in Convulsions in new born.
- Two remedies for MTP

4. Long answer question (any two out of four):

[2 × 10 = 20]

- Ipecac, Phos, Cinchona in DUB.
- Describe 3 remedies for Rectocele and its complications.
- Explain gestational hypertension in Aur met, Aconite and Glonine
- 3 homoeopathic remedies in constipation in bottle fed babies.

Long answer question (any one from Q. No. 5, 6 and 7):

- Define Toxaemia of Pregnancy and give indications of Apis mellifica, Cicuta virosa Cuprum met Belladonna for Pre eclampsia. *Answer* [1 × 20 = 20]
- Define Asphyxia Neonatorum and role of Antim tart, Carbo veg Ammonium Carb and Bromium for Asphyxia Neonatorum. [1 × 20 = 20]
- Define Fibroid of Uterus and write the role of Thuja, Graphites, Kreosotum and Phosphorus for Fibroid. [1 × 20 = 20]

X X X

Third B.H.M.S. (2015) Examination, Summer (Phase - II) 2019
ORGANON OF MEDICINE

Total Duration : 3 Hours

Total Marks : 100

- Instructions :**
- 1) Use **blue/black** ball point pen only.
 - 2) **Do not** write anything on the **blank portion of the question paper**. If written anything, such type of act will be considered as an attempt to resort to unfair means.
 - 3) **All** questions are **compulsory**.
 - 4) The number to the **right** indicates **full** marks.
 - 5) Draw diagrams **wherever** necessary.
 - 6) Distribution of syllabus in Question Paper is only meant to cover entire syllabus within the stipulated frame. The Question paper pattern is a mere guideline. Questions can be asked from any paper's syllabus into any question paper. Students cannot claim that the Question is out of syllabus. As it is only for the placement sake, the distribution has been done.

1. Write short answer (any ten out of fifteen): [10 × 2 = 20]
- a) Write disadvantages of drug proving on sick individual.
 - b) Who is the best prover and why?
 - c) Define Lucid interval.
 - d) Define Characteristic Symptom.
 - e) Define Analysis of Symptoms.
 - f) Define Accessory symptom.
 - g) Define Homoeopathy.
 - h) Define Status Morbi.
 - i) State types of Idiosyncrasies according to Kent.
 - j) State Homoeopathic aggravation.
 - k) Define Indisposition according to Close.
 - l) Define Posology according to Close.
 - m) State most common reactions after administration of remedy.
 - n) Define Susceptibility according to Robert.
 - o) Define Drug according to Robert.

2. Write short answer (**any four** out of six):

[4 × 5 = 20]

- Explain Surrogates.
- Explain treatment of diseases with local symptoms.
- Explain Day book.
- Explain advantages and disadvantages LM Potency.
- Explain Law of Minimum.
- Explain Mesmerism.

3. Write short answer (**any four** out of six):

[4 × 5 = 20]

- Explain The sick according to Dr. Kent.
- Explain qualities of Simple substance as described by Dr. Kent.
- Explain Materialism.
- Explain Cure and Recovery.
- Explain Taking the Case according to Robert.
- Explain Suppression according to Robert.

4. Long answer question (**any two** out of four):

[2 × 10 = 20]

- How Homoeopathic cure takes place?
- What happens when two dissimilar diseases meet together?
- Explain Individualization by Kent.
- Why do we believe that the law of least action is our law of dosages? Explain according to Robert.

Long answer question (any one from Q. No. 5, 6 and 7):

5. Explain Classification of diseases according to Dr Hahnemann. [1 × 20 = 20]

6. Explain Homoeopathic management in one sided Diseases. [1 × 20 = 20]

7. Explain Mental diseases in Detail. [1 × 20 = 20]



Third B.H.M.S. (2015) Examination, Summer (Phase - II) 2019
HOMOEOPATHIC MATERIA MEDICA

Total Duration : 3 Hours

Total Marks : 100

- Instructions :**
- 1) Use **blue/black** ball point pen only.
 - 2) **Do not** write anything on the **blank portion of the question paper**. If written anything, such type of act will be considered as an attempt to resort to unfair means.
 - 3) **All questions are compulsory.**
 - 4) The number to the **right** indicates **full marks**.
 - 5) Draw diagrams **wherever necessary**.
 - 6) Distribution of syllabus in Question Paper is only meant to cover entire syllabus within the stipulated frame. The Question paper pattern is a mere guideline. Questions can be asked from any paper's syllabus into any question paper. Students cannot claim that the Question is out of syllabus. As it is only for the placement sake, the distribution has been done.

1. Write short answer (**any ten** out of fifteen): [10 × 2 = 20]
- a). Define Nosodes Give two examples of Nosodes.
 - b). Enumerate modalities of Sulphur.
 - c). Enumerate four biochemic indications of Calc Fluor.
 - d). Write common name and characteristic modalities of Colocynth.
 - e). Write two characteristics symptoms of Ledum Pal injury.
 - f). Write two keynote symptoms of Natrum Phos.
 - g). Write two keynote symptoms of convulsion of Aethusa.
 - h). Describe discharges of Arum Triphyllum.
 - i). Describe haemorrhages of Crotalus Horridus.
 - j). Two keynotes symptoms of Kreosotum.
 - k). Write common name and family of Belladonna.
 - l). Describe pulse of Calcarea Ars.
 - m). Write two characteristic mental symptoms of Anacardium Orientalis.
 - n). Write two guiding indications of platina.
 - o). Write characteristic symptoms of diarrhoea of podophyllum.

2. Write short answer (**any four** out of six). [4 × 5 = 20]
- Describe the causation and modalities of Rhus Tox.
 - Describe indications of Antim-Tart in respiratory tract affections.
 - Describe indications of Colchicum in dysentery.
 - Describe indications of Symphytum in injuries.
 - Describe indications of Cina in worm affections.
 - Describe indications of Nux Vomica in Gastro-intestinal tract affections.
3. Write short answer (**any four** out of six): [4 × 5 = 20]
- Describe causation & modalities of Ignatia.
 - Describe respiratory complaint of Kali Carb.
 - Describe indications of Bovista in Female reproductive tract affections.
 - Describe indications of Veratrum Album in collapse.
 - Describe indications of Conium in glandular affections.
 - Describe Mental symptoms of Opium.
4. Long answer question (**any two** out of four): [2 × 10 = 20]
- Compare and contrast indications of Ipecac and Bismuth in vomiting.
 - Compare and contrast indications of Baptisia tinctoria and Muriatic acid in Typhoid fever.
 - Describe in detail guiding symptoms of Lycopodium.
 - Describe in detail guiding symptoms of Graphites.

Long answer question (any one from Q. No. 5, 6 and 7):

5. Describe in detail drug picture of Phosphorus. [1 × 20 = 20]
6. Describe in detail the common guiding indications of Ophidia group and write in detail the drug picture of Lachesis. [1 × 20 = 20]
7. Describe in detail drug picture of Arsenic Alb. [1 × 20 = 20]



Third BHMS (2015) Examination, Winter
(Phase - III All Other remaining UG/PG Course) - 2019
GENERAL SURGERY AND HOMOEOPATHIC THERAPEUTICS - I

Total Duration : 3 Hours

Total Marks : 100

- Instructions :**
- 1) Use **blue/black** ball point pen only.
 - 2) **Do not** write anything on the **blank portion of the question paper**. If written anything, such type of act will be considered as an attempt to resort to unfair means.
 - 3) **All questions are compulsory.**
 - 4) The number to the **right** indicates **full marks**.
 - 5) Draw diagrams **wherever necessary**.
 - 6) Distribution of syllabus in Question Paper is only meant to cover entire syllabus within the stipulated frame. The Question paper pattern is a mere guideline. Questions can be asked from any paper's syllabus into any question paper. Students cannot claim that the Question is out of syllabus. As it is only for the placement sake, the distribution has been done.

1. Write short answer (any ten out of fifteen):

[10 × 2 = 20]

- a) Define Rodent ulcer.
- b) Define Erysipelas.
- c) Define Lipoma.
- d) What is Hydatid cyst.
- e) Define Fissure in ano.
- f) Define Mastitis.
- g) What is Prostatism.
- h) Define Phimosis.
- i) Give indications of Hepar sulph. in cyst.
- j) Give indications of Belladonna in abscess.
- k) Give indications of Natrum sulph. in head injury.
- l) Indication of Secal Cor. in Gangrene.
- m) Give indications of Merc. Sol. in Oral affections.
- n) Give indications of one homoeopathic medicine for congenital hypertrophic pyloric stenosis.
- o) Give indication of Baptisia for typhoid intestine.

2. Write short answer (any four out of six) :
- Differentiate Keloid and hypertrophic scar.
 - Describe Burger disease.
 - Describe Bedsores with its aetiology, clinical features and management.
 - Define Hydrocele with its classification.
 - Define Cystitis and write its aetiology, clinical features and management.
 - Congenital Heart Disease.

[4 × 5 = 20]

3. Write short answer (any four out of six):
- Give indications of 2 Homoeopathic medicines for varicose veins.
 - Give indications of 2 Homoeopathic medicines for benign tumors.
 - Give indications of 2 Homoeopathic medicines for Ulcer.
 - Give indications of 2 Homoeopathic medicines for fistula in ano.
 - Give indications of 2 Homoeopathic medicines for Gastritis.
 - Give indications of 2 Homoeopathic medicines for liver affection.

[2 × 10 = 20]

4. Long answer question (any two out of four):
- Describe mammary gland tumours in detail and give Give indications of 2 Homoeopathic medicines for the same.
 - Define wound. Write factors affecting wound healing and add Give indications of 2 Homoeopathic medicines for delayed wound healing.
 - Define cholelithiasis, write its causes, clinical features, diagnosis and management of the same with indications of 2 Homoeopathic medicines for it.
 - Write Differential Diagnosis of Acute appendicitis and give Give indications of 2 Homoeopathic medicines for acute abdomen.

Long answer question (any one from Q. No. 5, 6 and 7)

5. Define shock, write its types, clinical features and propose a note on its management with indications of one Homoeopathic medicines for each type of shock.

[1 × 20 = 20]

6. Define Hernia, write its types, and write in detail about indirect inguinal hernia. Give indications of 2 Homoeopathic medicines for uncomplicated hernia.

[1 × 20 = 20]

7. Define renal calculus, aetiology, types, clinical features, complication of it and write scope and limitations of homoeopathy in the management of renal calculus.

[1 × 20 = 20]

x x x

Third BHMS (2015) Examination, Winter
(Phase - III All Other remaining UG/PG Course) - 2019
SURGERY - II (ENT OPHTHALMOLOGY, ORTHOPAEDICS
DENTISTRY AND HOMOEOPATHIC THERAPEUTICS)

Total Duration : 3 Hours

Total Marks : 100

- Instructions :**
- 1) Use **blue/black** ball point pen only.
 - 2) **Do not** write anything on the **blank portion of the question paper**. If written anything, such type of act will be considered as an attempt to resort to unfair means.
 - 3) **All questions are compulsory.**
 - 4) The number to the **right** indicates **full** marks.
 - 5) Draw diagrams **wherever** necessary.
 - 6) Distribution of syllabus in Question Paper is only meant to cover entire syllabus within the stipulated frame. The Question paper pattern is a mere guideline. Questions can be asked from any paper's syllabus into any question paper. Students cannot claim that the Question is out of syllabus. As it is only for the placement sake, the distribution has been done.

1. Write short answer (any ten out of fifteen):

[10 × 2 = 20]

- a) Name paranasal Sinuses
- b) Types of Tympanic membrane perforation
- c) Tennis Elbow
- d) Housemaids Knee
- e) Leucoma
- f) Trachoma
- g) Dental floss
- h) Dental formula in children.
- i) Indication of Merc. Sol. in Gingivitis
- j) Indication of one homoeopathic drug for Otitis Externa
- k) Indication of 1 homoeopathic drug for Arthritis
- l) Indication of a Homoeopathic medicine for calcaneal spur
- m) Indication of Pulsatilla in eye complaints.
- n) Indications of Euprasia in eye complaints.
- o) Indication of Coffea cruda in toothache.

2. Write short answer (any four out of six) :

- Differential diagnosis of Otagia
- Differential diagnosis of coryza.
- Difference between sarcoma and carcinoma
- Ganglion
- Squint
- Eye donation

3. Write short answer (any four out of six):

[4 × 5 = 20]

- Indications of 2 Homoeopathic drugs for hoarseness of voice.
- Indications of 2 Homoeopathic drugs for snuffles.
- Indications of 2 Homoeopathic drugs for sprain.
- Indications of 2 Homoeopathic drugs for osteoarthritis.
- Indications of 2 Homoeopathic drugs for Over straining of eyes.
- Indications of 2 Homoeopathic drugs for wisdom tooth ailments.

4. Long answer question (any two out of four):

[2 × 10 = 20]

- Describe in detail about Acute sinusitis and write indications of 2 Homoeopathic drugs for the same.
- What is Chronic suppurative Otitis media, with its types, aetio-pathology, clinical features and add a note on Homoeopathic approach to case of chronic otorrhoea.
- Write in detail about Pre-operative and Post-operative Homoeopathic management in case of fracture with consideration of various types of fracture.
- What is Glaucoma give classification, clinical feature, management of it and 2 Homoeopathic drugs for glaucoma.

Long answer question (any one from Q. No. 5, 6 and 7)

5. Define deafness, write in detail about different hearing test and add a note on one homoeopathic medicine for each type of deafness. [1 × 20 = 20]

6. Define fracture and classification of fracture write a note on importance of Reduction and Physiotherapy in case of fracture. Add a note on suitable 2 Homoeopathic medicines for fracture. [1 × 20 = 20]

7. Write in detail about definition, clinical features, classification and management of cataract. Add a note on utility of laser in cataract surgery and give indication of Natrum mur and Phosphorus in cataract. [1 × 20 = 20]

X X X

Third BHMS (2015) Examination, Winter
(Phase - III All Other remaining UG/PG Course) - 2019
GYNAECOLOGY & HOMOEOPATHIC THERAPEUTICS - I

Total Duration : 3 Hours

Total Marks : 100

- Instructions :**
- 1) Use **blue/black** ball point pen only.
 - 2) **Do not** write anything on the **blank portion of the question paper.** If written anything, such type of act will be considered as an attempt to resort to unfair means.
 - 3) **All questions are compulsory.**
 - 4) The number to the **right** indicates **full marks.**
 - 5) Draw diagrams **wherever** necessary.
 - 6) Distribution of syllabus in Question Paper is only meant to cover entire syllabus within the stipulated frame. The Question paper pattern is a mere guideline. Questions can be asked from any paper's syllabus into any question paper. Students cannot claim that the Question is out of syllabus. As it is only for the placement sake, the distribution has been done.

1. Write short answer (any ten out of fifteen): [10 × 2 = 20]
- a) Enumerate 2 remedies for amenorrhoea from getting feet wet.
 - b) Write names of 2 remedies for hot flushes.
 - c) Enumerate all the hormones secreted by ovaries.
 - d) Define menorrhagia and name two homeopathic remedies for bright red bleeding in menorrhagia.
 - e) Define membranous dysmenorrhea and name two homoeopathic remedies for the same.
 - f) Define asthenospermia and necropermia.
 - g) Enumerate 4 functions of estrogen.
 - h) Indications of emergency contraceptive pills.
 - i) Name 2 homeopathic remedies for cervical cancer.
 - j) Enumerate 4 congenital malformations of the uterus.
 - k) Define polymenorrhoea and name two homeopathic remedies for dark red menses.
 - l) Write a note on Sheehan's syndrome.
 - m) Define metropathica haemorrhagica.
 - n) 4 indications of therapeutic D and C.
 - o) Enumerate tests for ovulation.

2. Write short answer (**any four** out of six) : [4 × 5 = 20]
- Cryptomenorrhea
 - Hormone Replacement Therapy
 - Precaucious puberty.
 - Acute salphingitis.
 - Intrauterine contraceptive device.
 - Pre-menstrual syndrome.
3. Write short answer (**any four** out of six): [4 × 5 = 20]
- Moniliasis with indications of 2 remedies.
 - Adenomyosis
 - Sulphur in PID.
 - Hepar sulph in pelvic abscess.
 - Lycopodium in ovarian cyst.
 - Ustilago in menstrual disorders.
4. Long answer question (**any two** out of four): [2 × 10 = 20]
- Define endometriosis, write sign and symptoms and complications. Add management with Phosphorus and Bryonia.
 - Define menorrhagia, write its causes and indications of Sabina, Trillium pendulum and Erigeron for the same
 - Classify Prolapse of uterus, write its sign and symptoms and General management and Indications of Causticum and Podophyllum in uterine prolapse
 - Define cervical erosion, write its types, signs and symptoms and management with indications of Nitric acid and Mercury for the same.
- Long answer question (any one from Q. No. 5, 6 and 7)**
5. Define contraception, classify various methods of contraceptions and write in detail about barrier method of contraception. [1 × 20 = 20]
6. Define PCOS. Write its s/s, investigations, complications and management with the indications of Thuja and Graftitis in it. [1 × 20 = 20]
7. Define infertility and write in detail about the causes and investigations in case of female infertility. Also write the indications of Sepia and Platina in case of female infertility. [1 × 20 = 20]

x x x

**Third BHMS (2015) Examination, Winter
(Phase - III All Other remaining UG/PG Course) - 2019
OBSTETRICS, INFANT CARE AND HOMOEOPATHIC
THERAPEUTICS - II**

Total Duration : 3 Hours

Total Marks : 100

- Instructions :**
- 1) Use **blue/black** ball point pen only.
 - 2) **Do not** write anything on the **blank portion of the question paper.** If written anything, such type of act will be considered as an attempt to resort to unfair means.
 - 3) **All questions are compulsory.**
 - 4) The number to the **right** indicates **full marks.**
 - 5) Draw diagrams **wherever** necessary.
 - 6) Distribution of syllabus in Question Paper is only meant to cover entire syllabus within the stipulated frame. The Question paper pattern is a mere guideline. Questions can be asked from any paper's syllabus into any question paper. Students cannot claim that the Question is out of syllabus. As it is only for the placement sake, the distribution has been done.

1. Write short answer (any ten out of fifteen):

[10 × 2 = 20]

- a) Define Low birth weight baby.
- b) Give two functions of placenta.
- c) Define abortions and name any two types.
- d) What is puerperium and its duration?
- e) What is Show?
- f) Two advantages of breast feeding.
- g) Oslander's sign.
- h) Bandl's ring.
- i) Colostrum.
- j) Secale cor in Retained placenta.
- k) Two indications of ferrum met for anaemia in pregnancy.
- l) Four homoeopathic drugs for abortion.
- m) Two homoeopathic drugs for Agalactia.
- n) Name four homoeopathic drugs for puerpural pyrexia.
- o) Two indications of Cicuta virosa in Eclampsia.

2. Write short answer (**any four** out of six) : [4 × 5 = 20]
- Diagnosis of Twin pregnancy.
 - Subinvolution.
 - Physiological changes during 1st trimester.
 - Medical termination of pregnancy.
 - Immunization schedule for newborn.
 - Perineal tear.
3. Write short answer (**any four** out of six): [4 × 5 = 20]
- Indications of Kali carb and Cal phos in Backache during pregnancy.
 - Indications of Hamamelis and Carbovg in Varicosities of veins during pregnancy.
 - Indications of Apis mel and Zincum met in Hydrocephalus.
 - Two homoeopathic remedies for Cracked nipple.
 - Two homoeopathic drugs for prolong labour.
 - Two homoeopathic drugs for APH.
4. Long answer question (**any two** out of four): [2 × 10 = 20]
- Describe Mechanism of normal labour with indications of three homoeopathic remedies for Dystocia.
 - Describe aetiology, clinical features of Hydatidiform mole with indications of four homoeopathic drugs.
 - Write indications of Caesarian section and three homoeopathic remedies for same.
 - What are the causes of P.P.H and write down three homoeopathic remedies for same.
- Long answer question (any one from Q. No. 5, 6 and 7)**
5. Describe aims and objectives of Antenatal care and indications of four homoeopathic remedies for common ailments during pregnancy. [1 × 20 = 20]
6. Definition, causes, clinical features of Hyperemesis Gravidarum and indications of four homoeopathic remedies. [1 × 20 = 20]
7. Describe aetiology, clinical features of Ophthalmia neonatorum with indications of four homoeopathic drugs. [1 × 20 = 20]

x x x

**Third BHMS (2015) Examination, Winter
(Phase - III All Other remaining UG/PG Course) - 2019**

HOMOEOPATHIC MATERIA MEDICA

Total Duration : 3 Hours

Total Marks : 100

- Instructions :**
- 1) Use **blue/black** ball point pen only.
 - 2) **Do not** write anything on the **blank portion of the question paper**. If written anything, such type of act will be considered as an attempt to resort to unfair means.
 - 3) **All questions are compulsory.**
 - 4) The number to the **right** indicates **full marks**.
 - 5) Draw diagrams **wherever** necessary.
 - 6) Distribution of syllabus in Question Paper is only meant to cover entire syllabus within the stipulated frame. The Question paper pattern is a mere guideline. Questions can be asked from any paper's syllabus into any question paper. Students cannot claim that the Question is out of syllabus. As it is only for the placement sake, the distribution has been done.

1. Write short answer (any ten out of fifteen):

[10 × 2 = 20]

- a) Write two keynote symptoms of Aloes Soc.
- b) Write two modalities of Bryonia Alba.
- c) Write two keynotes of Antim Crude.
- d) Write discharges in coryza of Allium cepa.
- e) Write two mind symptoms of Argenticum Nitricum.
- f) Define Nosodes write two drugs of Nosode.
- g) Write two keynotes of Colocynthis.
- h) Write the injury of Arnica.
- i) Write two keynotes symptoms of Urinary complaint of Ambra Grisea.
- j) Write two keynotes of skin complaint of Petroleum.
- k) Write the discharges of Kali Bichromicum.
- l) Write two keynote symptoms of Ammonium Carb.
- m) Write two mind complaints of Aurum Met.
- n) Write two gastric complaints of Carbo Veg.
- o) Write two keynotes of Naja T.

2. Write short answer (any four out of six) : [4 × 5 = 20]
- Write the Modalities & causation of Rhus Tox.
 - Describe the Fever of Cinchona Officinalis.
 - Describe the Renal complaints of Lycopodium C.
 - Write in Brief the physical particular symptoms of Nux Vomica.
 - Describe the physical particulars of Gelsemium.
 - Write the mind complaints of Thuja O.
3. Write short answer (any four out of six): [4 × 5 = 20]
- Write the modalities & Ailment factors of Chelidonium M.
 - Describe in detail indications of camphora in shock.
 - Describe the constipation of Opium.
 - Write the physical particulars of Baryta Carb.
 - Describe the physical particulars of Belladonna.
 - Write the Mental symptoms of Stramonium.
4. Long answer question (any two out of four): [2 × 10 = 20]
- Differentiate Ant tart and Kali carb in Respiratory complaints.
 - Compare and contrast Silicea and Graphites in skin.
 - Write the Guiding symptoms of Arsenic Album.
 - Write the guiding indications of phosphorus.

Long answer question (any one from Q. No. 5, 6 and 7)

5. Write the drug Picture of Sepia. [1 × 20 = 20]
6. Explain in detail general symptoms of carbon group, and Describe drug picture of carbo veg. [1 × 20 = 20]
7. Write the drug picture of Sulphur. [1 × 20 = 20]

x x x

Third BHMS (2015) Examination, Winter
(Phase - III All Other remaining UG/PG Course) - 2019
ORGANON OF MEDICINE

Total Duration : 3 Hours

Total Marks : 100

- Instructions :**
- 1) Use **blue/black** ball point pen only.
 - 2) **Do not** write anything on the **blank portion of the question paper**. If written anything, such type of act will be considered as an attempt to resort to unfair means.
 - 3) **All questions are compulsory.**
 - 4) The number to the **right** indicates **full marks**.
 - 5) Draw diagrams **wherever necessary**.
 - 6) Distribution of syllabus in Question Paper is only meant to cover entire syllabus within the stipulated frame. The Question paper pattern is a mere guideline. Questions can be asked from any paper's syllabus into any question paper. Students cannot claim that the Question is out of syllabus. As it is only for the placement sake, the distribution has been done.

1. Write short answer (any ten out of fifteen):

[10 × 2 = 20]

- a) What is Materia Piccans.
- b) State Four qualities of Vital Force.
- c) State any two examples of Causa Occasionalis.
- d) Define Drug proving.
- e) Meaning of Aude Sapere.
- f) Define Isopathy.
- g) Give word meaning of Organon.
- h) Meaning of Prima causa morbi.
- i) Define Psology.
- j) State Dr. Kent's Third observation.
- k) Write any two contribution of Dr. Kent to Homeopathy.
- l) State Law of Similars.
- m) Define Homoeopathy.
- n) Define Symptom.
- o) State any two manifestations of Latent Psora.

2. Write short answer (any four out of six) :

[4 × 5 = 20]

- a) Explain Idiosyncrasy.
- b) Advantages and disadvantages of drug proving on lower animals.
- c) Explain Specific remedy.
- d) Explain Mongrel Sect.
- e) Explain Bath.
- f) Explain Signs of commencing improvements.

3. Write short answer (any four out of six):

[4 × 5 = 20]

- a) Explain Indisposition according to Dr. Kent.
- b) Explain Record keeping according to Dr. Kent.
- c) Explain Characteristics. *symptoms*
- d) Explain Vital Force according to Robert.
- e) Explain Cure and Recovery.
- f) Explain Examination of Patient.

4. Long answer question (any two out of four):

[2 × 10 = 20]

- a) Define and explain Physician's mission.
- b) Explain Totality of Symptom.
- c) Explain Second prescription.
- d) Explain concept of Susceptibility as per Robert.

Long answer question (any one from Q. No. 5, 6 and 7)

5. Explain in detail Classification of Diseases according to Dr. Hahnemann.

[1 × 20 = 20]

6. Explain One Sided Diseases.

[1 × 20 = 20]

7. Explain Diet and regimen in Chronic and Acute diseases.

[1 × 20 = 20]

x x x

**Third BHMS (New) Examination, Winter
(Phase - III All Other remaining UG/PG Course) - 2019
SURGERY AND HOMOEOPATHIC THERAPEUTICS - I**

Total Duration : 3 Hours

Total Marks : 100

- Instructions :**
- 1) Use **blue/black** ball point pen only.
 - 2) **Do not write anything on the blank portion of the question paper.** If written anything, such type of act will be considered as an attempt to resort to unfair means.
 - 3) **All questions are compulsory.**
 - 4) The number to the **right** indicates **full** marks.
 - 5) Draw diagrams **wherever** necessary.
 - 6) Distribution of syllabus in Question Paper is only meant to cover entire syllabus within the stipulated frame. The Question paper pattern is a mere guideline. Questions can be asked from any paper's syllabus into any question paper. Students cannot claim that the Question is out of syllabus. As it is only for the placement sake, the distribution has been done.

1. Write short answer (any ten out of fifteen):

[10 × 2 = 20]

- a) Define 'cyst' write 2 types of cyst
- b) Define Cleft lip and Cleft palate
- c) Hypertrophic scar
- d) Decubitus ulcers
- e) Define Injury and types of Injuries
- f) Cellulitis
- g) Define Abscess
- h) Write 2 signs for delayed wound healing
- i) Elephantiasis
- j) Erysipelas
- k) Define Glucoma
- l) Write 2 functions of TEARS
- m) Define "Colourblindness"
- n) Define "EPIPHORA"
- o) Presbyopia

2. Write short answer (any four out of six):

[4 × 5 = 20]

- a) Lymphangitis
- b) Burgers disease
- c) Cold abscess
- d) Lipoma
- e) Corneal ulcers
- f) Define Myopia state its type and corrections

3. Write short answer (any four out of six):

[4 × 5 = 20]

- a) Differentiate Benign and Malignant Tumours.
- b) Indications for Blood Transfusions in surgical practises.
- c) Filariasis
- d) Sebaceous cyst
- e) Acute Dacrocystitis
- f) Allergic conjunctivities

4. Long answer question (any two out of four):

[2 × 10 = 20]

- a) Define "TETANUS" Write Aetiology; clinical features; manangement for TETANUS.
- b) Define HAEMORRHAGE classify Haemorrhage; write complications and manangement.
- c) Define "VARICOSE VEINS" Describe atiology; symptoms; signs and manangement of varicose veins.
- d) Define Shock. Write Etiology,clinical features and management of hypovolumic shock.

Long answer question (any one from Q. No. 5, 6 and 7)

5. Discuss burns as follows:

[1 × 20 = 20]

- a) Definition and Etiology
- b) Signs and symptoms
- c) Investigations
- d) Treatment

6. Describe "GANGRENE" as follows:

[1 × 20 = 20]

- a) Definitions and Aetiology
- b) Types
- c) Signs and symptoms
- d) Treatment

7. Describe "CATARACT" under following heads.

[1 × 20 = 20]

- a) Aetiology
- b) Classifications
- c) Signs and symptoms
- d) Treatment



**Third BHMS (New) Examination, Winter
(Phase - III All Other remaining UG/PG Course) - 2019
SURGERY AND HOMOEOPATHIC THERAPEUTICS - II**

Total Duration : 3 Hours

Total Marks : 100

- Instructions :**
- 1) Use **blue/black** ball point pen only.
 - 2) **Do not** write anything on the **blank portion of the question paper**. If written anything, such type of act will be considered as an attempt to resort to unfair means.
 - 3) **All questions are compulsory.**
 - 4) The number to the **right** indicates **full marks**.
 - 5) Draw diagrams **wherever necessary**.
 - 6) Distribution of syllabus in Question Paper is only meant to cover entire syllabus within the stipulated frame. The Question paper pattern is a mere guideline. Questions can be asked from any paper's syllabus into any question paper. Students cannot claim that the Question is out of syllabus. As it is only for the placement sake, the distribution has been done.

1. Write short answer (any ten out of fifteen):

- a) Define Curling ulcer
- b) Define Haematemesis
- c) Define Anuria
- d) Define Hydrocele
- e) - Define Flail chest
- f) - Define cervical rib
- g) - Define dental ulcer
- h) - Write dental formula
- i) Define Mallet finger
- j) Define Smith's fracture
- k) Define March fracture
- l) Define Singer's nodes
- m) Little's area
- n) Define wax
- o) Define Vincent's angina

[10 × 2 = 20]

2. Write short answer (any four out of six) :

[4 × 5 = 20]

- Hydronephrosis
- Indication of splenectomy
- Mastalgia
- Dental caries
- Greenstick fracture
- Indication of Tracheostomy

3. Write short answer (any four out of six):

[4 × 5 = 20]

- Varicocele
- Simple Goitre
- Impacted wisdom tooth
- Pathological fracture
- Meniere's disease
- Stridor

4. Long answer question (any two out of four):

[2 × 10 = 20]

- Discuss in detail about Haemorrhoides with aetiology, clinical feature, complication and management.
- Discuss in detail about Cold abscess in the neck with aetiology, pathology, clinical feature, investigation and management.
- Define fracture. Discuss in detail about Healing of fracture.
- Discuss in detail about Nasal polyps with it's types, aetiology, clinical features, investigation and management.

Long answer question (any one from Q. No. 5, 6 and 7)

5. Discuss in detail about Intestinal Obstruction with it's aetiology, pathology, clinical features, special investigation and management. [1 × 20 = 20]

6. Discuss in detail about Osteoarthritis with it's aetiology, pathology, clinical feature, investigation and management. [1 × 20 = 20]

7. Discuss in detail about Epistaxis with it's causes, clinical features, investigation and management. [1 × 20 = 20]



**Third BHMS (New) Examination, Winter
(Phase - III All Other remaining UG/PG Course) - 2019
SURGERY AND HOMOEOPATHIC THERAPEUTICS - III**

Total Duration : 3 Hours

Total Marks : 100

- Instructions :**
- 1) Use **blue/black** ball point pen only.
 - 2) **Do not** write anything on the **blank portion of the question paper**. If written anything, such type of act will be considered as an attempt to resort to unfair means.
 - 3) **All questions are compulsory.**
 - 4) The number to the **right** indicates **full marks**.
 - 5) Draw diagrams **wherever necessary**.
 - 6) Distribution of syllabus in Question Paper is only meant to cover entire syllabus within the stipulated frame. The Question paper pattern is a mere guideline. Questions can be asked from any paper's syllabus into any question paper. Students cannot claim that the Question is out of syllabus. As it is only for the placement sake, the distribution has been done.

1. Write short answer (**any ten** out of fifteen):

[10 × 2 = 20]

- a) Nitric Acid in Fissure in Ano.
- b) Berberis in Ureteric caculi.
- c) Camphor in Shock.
- d) Cantharis in Burns.
- e) Calc carb in cervical lymphadenitis.
- f) Belladonna in Mastitis.
- g) Staphysiagria in Toothache.
- h) Merc-sol in Stomatitis.
- i) Silicea in osteomyelitis.
- j) Bryonia alba in Frozen shoulder.
- k) Kalimur in Conjunctivitis.
- l) Pulsatilla in Chronic otitis media.
- m) Lac can in Tonsillitis.
- n) Allium cepa in Allergic Rhinitis.
- o) Phosporus in epistaxis.

2. Write short answer (any four out of six) : [4 × 5 = 20]
- Classify Gall stones and indications of chelidonium in gall stones.
 - Define shock and give indications of veratrum alb in shock.
 - Define Lipoma and give indications of Thuja in Lipoma.
 - Indications of Kreosote in Toothache.
 - symphytum in fractures,
 - Sabadilla in Nasal polyp.

3. Write short answer (any four out of six): [4 × 5 = 20]
- Indications of Carbo-veg in Haemorrhages.
 - Spongia Toasta in Goitre.
 - Indications of Arnica in toothache after tooth extraction.
 - Calc flour in Calcaneum Spur.
 - Calc lod in Adenoids.
 - Causticum in laryngitis.

- Sim 4. Long answer question (any two out of four): [2 × 10 = 20]
- Describe clinical features of appendicitis and discuss the role of Iris Versicolor and Arsenic album in Appendicitis.
 - Enumerate causes for gingival bleeding and describe role of Kreosote and Merc-sol in Gingival bleeding.
 - Classify glaucoma and give indications of Phosphorus and Cedron in Glaucoma.
 - Discuss Clinical features of Bell's Palsy and give indications of Cadmium sulph and Agaricus in Bell's Palsy.

ocular ocular ocular

Long answer question (any one from Q. No. 5, 6 and 7)

5. Define Ulcer. enumerate different edges of an ulcer and give indications of Flouric acid, nitric acid and carboveg in ulcer. [1 × 20 = 20]
6. Describe factors affecting wound healing and give indications of Calendula, arnica and silicea in wounds. [1 × 20 = 20]
7. Define sinusitis. Describe difference between Frontal and maxillary sinusitis and give indications of Kali-bich and pulsatilla in Sinusitis. [1 × 20 = 20]

Maynate
Pru
Pru
Pru
Pru

N - 2616

albatric



**Third BHMS (New) Examination, Winter
(Phase - III All Other remaining UG/PG Course) - 2019
OBSTETRICS AND GYNAECOLOGY - I**

Total Duration : 3 Hours

Total Marks : 100

- Instructions :**
- 1) Use **blue/black** ball point pen only.
 - 2) **Do not** write anything on the **blank portion of the question paper**. If written anything, such type of act will be considered as an attempt to resort to unfair means.
 - 3) **All questions are compulsory.**
 - 4) The number to the **right** indicates **full marks**.
 - 5) Draw diagrams **wherever necessary**.
 - 6) Distribution of syllabus in Question Paper is only meant to cover entire syllabus within the stipulated frame. The Question paper pattern is a mere guideline. Questions can be asked from any paper's syllabus into any question paper. Students cannot claim that the Question is out of syllabus. As it is only for the placement sake, the distribution has been done.

1. Write short answer (**any ten** out of fifteen):

[10 × 2 = 20]

- a) Gametogenesis-def.
- b) Enlist Placental hormones.
- c) Uterine shouffle.
- d) Malposition.
- e) False Pelvis.
- f) Amniocentesis-def.
- g) Duration of labour.
- h) Battledore Placenta.
- i) Retained placenta-def.
- j) Hydrocephalus-Def.
- k) Ectopic pregnancy-def.
- l) Preterm labour-def.
- m) Normal labour-def.
- n) Obstetrics-def.
- o) Polyhydramnios-Def.

2. Write short answer (any four out of six) :

- Amnioinfusion.
- Copper T.
- Precipitate labour.
- Bandl's Ring.
- Apgar score.
- Causes of Abortion.

[4 × 5 = 20]

3. Write short answer (any four out of six):

- Missed abortion.
- Ophthalmia neonatorum.
- Types of placenta praevia.
- Abnormalities of umbilical cord.
- Oral contraceptives.
- Eclampsia.

[2 × 10 = 20]

4. Long answer question (any two out of four):

- Describe Hydatidiform mole with def, c/f, complications, diagnosis and management.
- Describe IUD with def, causes, c/f, complications, diagnosis and management.
- Episiotomy.
- Jaundice in new born.

Long answer question (any one from Q. No. 5, 6 and 7)

5. Define forcep delivery with indications, complications and explain the procedure for Low forcep delivery. [1 × 20 = 20]

6. Define breech presentation with mechanism, complications and management. [1 × 20 = 20]

7. Define Pregnancy Induced Hypertension with causes, clinical features, investigations and management. [1 × 20 = 20]



**Third BHMS (New) Examination, Winter
(Phase - III All Other remaining UG/PG Course) - 2019
OBSTETRICS AND GYNAECOLOGY - II**

Total Duration : 3 Hours

Total Marks : 100

- Instructions :**
- 1) Use **blue/black** ball point pen only.
 - 2) **Do not** write anything on the **blank portion of the question paper**. If written anything, such type of act will be considered as an attempt to resort to unfair means.
 - 3) **All questions are compulsory.**
 - 4) The number to the **right** indicates **full marks**.
 - 5) Draw diagrams **wherever** necessary.
 - 6) Distribution of syllabus in Question Paper is only meant to cover entire syllabus within the stipulated frame. The Question paper pattern is a mere guideline. Questions can be asked from any paper's syllabus into any question paper. Students cannot claim that the Question is out of syllabus. As it is only for the placement sake, the distribution has been done.

1. Write short answer (any ten out of fifteen):

[10 × 2 = 20]

- a) Supports of Uterus.
- b) Endometriosis.
- c) Parts of Vulva.
- d) Parity - Definition.
- e) Adrenarche - Definition.
- f) Vaginitis - Definition.
- g) 2 Functions of progesterone.
- h) Menarche - Definition.
- i) Sterility - Definition.
- j) HSG -2 Indications.
- k) Gestational period -Definition.
- l) Urine pregnancy test.
- m) Coitus interrupts.
- n) Tubectomy - Definition.
- o) Temporary methods of Contraception.

2. Write short answer (any four out of six) :
- Tanners Staging.
 - Define Amenorrhoea and its types.
 - Enumerate the female internal genital organs and explain in short.
 - Explain IUD.
 - Natural methods of contraception.
 - Cone biopsy.

3. Write short answer (any four out of six):

[4 × 5 = 20]

- Cervical Erosion.
- Lichen Sclerosis.
- Stages of Ca Cervix.
- Scheme of possible causes of Ovulation.
- What is retroversion of Uterus?
- Explain DUB.

4. Long answer question (any two out of four):

[2 × 10 = 20]

- Define dysmenorrhoea, its types, clinical features and management.
- Explain Ca Cervix with classification, stages, clinical features, diagnosis and management.
- Define IUCD and explain its mechanism and give its advantages and disadvantages.
- Define Vesico-vaginal fistula and Rectovaginal fistula in details.

Long answer question (any one from Q. No. 5, 6 and 7)

5. Define Polycystic ovarian syndrome. Write its clinical features, complications and management in detail. [1 × 20 = 20]
6. Define and Describe Contraception in details write about its Types. Write down its classification, Complications and in detail. [1 × 20 = 20]
7. Define fibroid uterus. Write its classification, clinical features, investigations and management. [1 × 20 = 20]



**Third BHMS (New) Examination, Winter
(Phase - III All Other remaining UG/PG Course) - 2019
OBSTETRICS AND GYNAECOLOGY - III**

Total Duration : 3 Hours

Total Marks : 100

- Instructions :**
- 1) Use **blue/black** ball point pen only.
 - 2) **Do not** write anything on the **blank portion of the question paper**. If written anything, such type of act will be considered as an attempt to resort to unfair means.
 - 3) **All questions are compulsory.**
 - 4) The number to the **right** indicates **full marks**.
 - 5) Draw diagrams **wherever necessary**.
 - 6) Distribution of syllabus in Question Paper is only meant to cover entire syllabus within the stipulated frame. The Question paper pattern is a mere guideline. Questions can be asked from any paper's syllabus into any question paper. Students cannot claim that the Question is out of syllabus. As it is only for the placement sake, the distribution has been done.

1. Write short answer (**any ten** out of fifteen):

[10 × 2 = 20]

- a) Argentum Nitricum for Ophthalmia Neonatorum.
- b) Four remedies for convulsions in new born
- c) Hydrastis for Vaginitis.
- d) Four remedies in Retained Placenta.
- e) Four remedies for nausea vomiting at the smell and sight of food in hyperemesis gravidarum.
- f) Erigeron for Placenta Praevia.
- g) Bryonia for Mastitis.
- h) Enumerate 2 remedies for adherent placenta.
- i) Iodium for leucorrhoea.
- j) Alumina for Pica during Pregnancy.
- k) Borax for Leucorrhoea.
- l) Phytolacca for Galactorrhoea.
- m) Four remedies for false labour Pain.
- n) Gelsemium for atonic uterus.
- o) Thuja for chocolate cyst of Ovary.

2. Write short answer (**any four** out of six) :

[4 × 5 = 20]

- a) Role of Belladonna and Apis Mellifica in Toxaemia of Pregnancy.
- b) Indications of Sepia and Murex for prolapse of uterus.
- c) Role of Sulphur and Caladium in Pruritus Vulvae.
- d) Role of Lachesis and Graphites in Climaxis.
- e) Role of Natrum sulph and Arnica in head injury in Neonates.
- f) Role of Silicea and Cantharis in Hydatidiform mole.

3. Write short answer (**any four** out of six):

[4 × 5 = 20]

- a) Role of Rhus tox and Apis mellifica for Pelvic Abscess.
- b) Role of Baptisia and Pyrogen in Puerperal fever.
- c) Indications of two remedies for Senile Vaginitis.
- d) Role of Arsenicum Album and Conium for Cervical erosion.
- e) Role of Nitric Acid and Hamamelis in PPH.
- f) Role of Cicuta and Helleborus Niger in convulsions in newborn infant.

4. Long answer question (**any two** out of four):

[2 × 10 = 20]

- a) Define Episiotomy, what are its indications and types and give indications of 2 remedies for Perineal tear.
- b) Indications of 2 remedies for Jaundice in new born.
- c) Define Fibromyoma of uterus and give indications of Medorrhinum and Sabina for the same.
- d) Define normal labour and write indications of Gelsemium and Caulophyllum for false labour Pains.

Long answer question (any one from Q. No. 5, 6 and 7)

5. Define Uterine Prolapse and give detail knowledge of following drugs in it
[1 × 20 = 20]
- a) Aurum met.
 - b) Collinsonia.
 - c) Lilium tig.
 - d) Podophyllum.
6. Define Infertility and give detail working knowledge of following drugs in it
[1 × 20 = 20]
- a) Nat Carb
 - b) Borax
 - c) Thuja
 - d) Platina.
7. Define Asphyxia Neonatorum and give detail working knowledge of following drugs
[1 × 20 = 20]
- a) Antim tart.
 - b) Carbo Veg.
 - c) Arnica.
 - d) Laurocerasus.



**Third BHMS (New) Examination, Winter
(Phase - III All Other remaining UG/PG Course) - 2019
ORGANON OF MEDICINE**

Total Duration : 3 Hours

Total Marks : 100

- Instructions :**
- 1) Use **blue/black** ball point pen only.
 - 2) **Do not** write anything on the **blank portion of the question paper**. If written anything, such type of act will be considered as an attempt to resort to unfair means.
 - 3) **All questions are compulsory.**
 - 4) The number to the **right** indicates **full marks**.
 - 5) Draw diagrams **wherever** necessary.
 - 6) *Distribution of syllabus in Question Paper is only meant to cover entire syllabus within the stipulated frame. The Question paper pattern is a mere guideline. Questions can be asked from any paper's syllabus into any question paper. Students cannot claim that the Question is out of syllabus. As it is only for the placement sake, the distribution has been done.*

1. Write short answer (**any ten** out of fifteen):

[10 × 2 = 20]

- a) State the 1st aphorism.
- b) State two types of mesmerism?
- c) Define idiosyncrasy.
- d) Define Drug Proving.
- e) Who is called the best prover and why?
- f) Give 2 advantages of LM Scale.
- g) Mention the pre requisites of Case taking.
- h) Mention the 2 examples of primary action.
- i) Define miasm?
- j) Mention any four factors affecting susceptibility.
- k) What is an antidote?
- l) Mention factors responsible for change in potency.
- m) Define Placebo.
- n) What do you mean by abnormal susceptibility?
- o) Define Logic.

2. Write short answer (**any four** out of six) : [4 × 5 = 20]
- Explain Ideal of cure.
 - Explain Suspended animation.
 - Explain Therapeutic law of nature.
 - Explain Theoretic medicine.
 - Explain Surrogates.
 - Explain Acute disease with its types.
3. Write short answer (**any four** out of six): [4 × 5 = 20]
- Explain the law of minimum.
 - Explain suppression.
 - Explain salient features of Latent Psora.
 - Explain different types of aggravations.
 - What symptoms rank the highest in an analysis of the case?
 - Explain Keynote symptoms and their importance in practice according to S Close.
4. Long answer question (**any two** out of four): [2 × 10 = 20]
- Define intermittent diseases. Explain its types with treatment in detail.
 - Explain the influx theory according to Dr. Kent.
 - Explain according to Dr. Kent who is a "The sick".
 - Explain Deflected current.
- Long answer question (any one from Q. No. 5, 6 and 7)**
5. Explain the case taking as given by Dr S Hahnemann. [1 × 20 = 20]
6. Explain the Second Prescription in detail. [1 × 20 = 20]
7. Explain the General Pathology of Homoeopathy. [1 × 20 = 20]



Third B.H.M.S. (2015) Examination, Summer
(Phase - III : All Other Remaining UG/PG Courses) - 2020
GENERAL SURGERY AND HOMOEOPATHIC THERAPEUTICS - I

Total Duration : 3 Hours

Total Marks : 100

- Instructions :**
- 1) Use **blue/black** ball point pen only.
 - 2) **Do not** write anything on the **blank portion of the question paper**. If written anything, such type of act will be considered as an attempt to resort to unfair means.
 - 3) **All questions are compulsory.**
 - 4) The number to the **right** indicates **full marks**.
 - 5) Draw diagrams **wherever necessary**.
 - 6) Distribution of syllabus in Question Paper is only meant to cover entire syllabus within the stipulated frame. The Question paper pattern is a mere guideline. Questions can be asked from any paper's syllabus into any question paper. Students cannot claim that the Question is out of syllabus. As it is only for the placement sake, the distribution has been done.

1. Write short answer (any ten out of fifteen) :

[10 × 2 = 20]

- a) Define gangrene.
- b) Ducreyi ulcer.
- c) Acute Paronychia.
- d) Renal lump.
- e) Murphy's triad.
- f) Grades of haemorrhoids.
- g) Define dysphagia.
- h) 4 causes for haematuria.
- i) Arsenic alb in carbuncle.
- j) Veratrum in hypovolaemic shock.
- k) Causticum in burns.
- l) Chelidonium in cholelithiasis.
- m) Berberis in renal calculi.
- n) Mag-phos in appendicitis.
- o) Silicea in fistula in ano.

2. Write short answer (any four out of six) :

- a) Pyogenic abscess.
- b) Cerebral concussion.
- c) Diabetic gangrene.
- d) Sliding hernia.
- e) Cystitis.
- f) Gastric ulcer.

3. Write short answer (any four out of six) :

[4 × 5 = 20]

- a) Iodum in breast Neoplasia.
- b) Calendula in wounds.
- c) Calc flour in fibroadenoma of breast.
- d) Bismuth in Gastric ulcer.
- e) Colocynth in acute abdomen.
- f) Thuja in Benign enlargement of prostate.

4. Long answer question (any two out of four) :

[2 × 10 = 20]

- a) Classify ulcer. Give indication of merc.sol, fluoric acid, borax in ulcer.
- b) Define burns. Describe its types. Give indication of aconite, calendula in burns.
- c) Enumerate causes of bleeding per rectum. Give indications of aloe, haemammelis in haemorrhoids.
- d) Describe aetiology, clinical features of duodenal ulcer and give indication of bismuth, phosphorus, kali-bich for the same.

Long answer question (any one from Q. No. 5, 6 and 7) :

5. Define abscess. Classify them and describe in detail pyogenic abscess. Give indication of hepar sulph, silicea, bacillinum in pyogenic abscess.

[1 × 20 = 20]

6. Describe aetiology, clinical features, complications of Renal calculi. Give indication of sarsaparilla, baerberis, lycopodium for the same. [1 × 20 = 20]

7. Define cholecystitis. Classify it and describe in detail "chronic cholecystitis" give indication of hydrasts, crotalus horridus, chelidonium majus for the same.

[1 × 20 = 20]



Third BHMS (2015) Examination, Summer
(Phase - III : All Other Remaining UG/PG Courses) - 2020

SURGERY - II

**(ENT Ophthalmology, Orthopaedics, Dentistry & Homoeopathic
Therapeutics)**

Total Duration : 3 Hours

Total Marks : 100

- Instructions :**
- 1) Use **blue/black** ball point pen only.
 - 2) **Do not** write anything on the **blank portion of the question paper**. If written anything, such type of act will be considered as an attempt to resort to unfair means.
 - 3) **All** questions are **compulsory**.
 - 4) The number to the **right** indicates **full** marks.
 - 5) Draw diagrams **wherever** necessary.
 - 6) Distribution of syllabus in Question Paper is only meant to cover entire syllabus within the stipulated frame. The Question paper pattern is a mere guideline. Questions can be asked from any paper's syllabus into any question paper. Students cannot claim that the Question is out of syllabus. As it is only for the placement sake, the distribution has been done.

1. Write short answer (any ten out of fifteen):

[10 × 2 = 20]

- a) Define Rhinitis Sicca.
- b) Name the gland producing Wax in ear.
- c) What is Pathological fracture.
- d) Define Kyphosis.
- e) Define Myopia.
- f) Define Trachoma.
- g) Define Dental cyst.
- h) Define Epulis.
- i) Name 2 Homoeopathic drugs for Painless Hoarseness of voice.
- j) Name 2 homoeopathic medicines for chronic cholesteatomatous variety of suppurative otitis media.

- k) Enumerate 2 homoeopathic medicines for sprain with their modalities.
- l) Name 2 Homoeopathic medicines for non union of fracture.
- m) Name 2 Homoeopathic medicines for external Hordeolum with one key note symptom of each.
- n) Name 2 Homoeopathic medicines for Blindness with the cause for blindness in each.
- o) Name 4 Homoeopathic medicines for Pyorrhoea.

2. Write short answer (**any four** out of six): [4 × 5 = 20]

- a) Deviated Nasal Septum.
- b) Enumerate 10 Differential diagnosis for Deafness.
- c) Frozen shoulder.
- d) Write difference between Smith's and Colles' fracture.
- e) Blepharitis.
- f) Write Myopia in detail.

3. Write short answer (**any four** out of six): [4 × 5 = 20]

- a) Enumerate at least 5 causes of epistaxis and write a name of homoeopathic medicine with two indications for each cause.
- b) Write indications of Baryta carb and Phytolacca in Tonsillar affection.
- c) Write management of fracture with indications of two suitable Homoeopathic medicines.
- d) Modalities and clinicals of Rhus Tox and Bryonia in Musculoskeletal affection.
- e) Write Clinicals and characteristic features for Pulsatilla in eye affection.
- f) Indications for Merc. sol. and Kreosotum in toothache.

4. Long answer question (any two out of four): [2 × 10 = 20]
- a) 15 year old child came with Dysphagia. Enumerate 5 differential diagnosis and Write Acute Tonsillitis in detail with indications of 2 homeopathic medicines.
 - b) Define Rhinitis. Write Atrophic Rhinitis with its pathophysiology and clinical features and indication of 2 homoeopathic drugs for management of same.
 - c) What do you mean by Sciatica? How will you elicit it with clinical examination and write its causes and management with indications of suitable 2 homeopathic drugs.
 - d) Define Glaucoma, write its classification and write Close Angle Glaucoma in detail with indication of 2 homeopathic drugs.

Long answer question (any one from Q. No. 5, 6 and 7):

5. Define Acute suppurative otitis media, causation, stages with clinical features and management with suitable 1 homeopathic drug for each stage. [1 × 20 = 20]
6. Define Fracture, its types, clinical features, complications, conservative management and indications of 4 homeopathic medicines for the same. [1 × 20 = 20]
7. 65 year old women came with gradual onset haziness of vision. Write probable Differential diagnosis And write Cataract, its types, clinical features, and difference between mature and immature cataract with indications for 4 homeopathic drugs. [1 × 20 = 20]



**Third B.H.M.S. (2015) Examination, Summer
(Phase - III : All Other Remaining UG/PG Courses) - 2020
GYNAECOLOGY & HOMOEOPATHIC THERAPEUTICS - I**

Total Duration : 3 Hours

Total Marks : 100

- Instructions :**
- 1) Use **blue/black** ball point pen only.
 - 2) **Do not** write anything on the **blank portion of the question paper**. If written anything, such type of act will be considered as an attempt to resort to unfair means.
 - 3) **All questions are compulsory.**
 - 4) The number to the **right** indicates **full marks**.
 - 5) Draw diagrams **wherever** necessary.
 - 6) Distribution of syllabus in Question Paper is only meant to cover entire syllabus within the stipulated frame. The Question paper pattern is a mere guideline. Questions can be asked from any paper's syllabus into any question paper. Students cannot claim that the Question is out of syllabus. As it is only for the placement sake, the distribution has been done.

1. Write short answer (**any ten** out of fifteen): [10 × 2 = 20]
- a) Follicle stimulating hormone.
 - b) Enumerate functions of Progesterone hormone.
 - c) Uterus Didelphys.
 - d) Indications of Mag phos in Dysmenorrhoea.
 - e) Define adrenarche and thelarche.
 - f) Borax in Leucorrhoea.
 - g) In vitro fertilization.
 - h) Define primary and secondary infertility.
 - i) Indications of Trillium pendulum in Fibroid uterus.
 - j) Contraindications of oral contraceptive pills.

- k) Hydrastis in cervical erosion.
- l) Normal sperm count.
- m) Indications of Caladium in Pruritus vulvae.
- n) Name 4 remedies for bright red bleeding in menorrhagia.
- o) Benefits of male condom.

2. Write short answer (**any four** out of six):

[4 × 5 = 20]

- a) Spasmodic Dysmenorrhoea.
- b) Trichomoniasis.
- c) Secondary changes in fibroid uterus.
- d) Types and indications of Hysterectomy.
- e) Vasectomy.
- f) Dyspareunia.

3. Write short answer (**any four** out of six):

[4 × 5 = 20]

- a) Indications of Lycopodium & Pulsatilla in Puberty.
- b) Merc sol and iodum in pelvic inflammatory disease.
- c) Indications of Agnus castus & Lycopodium in Impotency.
- d) Indications of 2 remedies in cervical erosion.
- e) Indications of Belladonna and Conium in breast disorders.
- f) Indications of 2 remedies for Uterine polyp.

4. Long answer question (any two out of four): [2 × 10 = 20]
- a) Define polycystic ovarian syndrome, write its clinical features, investigations and complications. Give indications of Iodum and Medorrhinum in PCOS.
 - b) Define genital fistula, write its types and give indications of Silicea, Arnica and Hypericum in genital injuries.
 - c) Define menopause and climaxis, write clinical features of menopause. Give indications of Lachesis and Graphites in menopause.
 - d) Write aetiology of Prolapse of uterus, what are its types, complications and give indications of 2 homoeopathic remedies for the same.

Long answer question (any one from Q. No. 5, 6 and 7):

5. Define infertility, give the causes and investigations of female infertility, write the indications of Platina, Natrum carb and Sepia for the same. [1 × 20 = 20]
6. Define contraception, write the various types of contraception, describe Copper T in detail. [1 × 20 = 20]
7. Describe stages of Ca Cervix, what are its causes, investigations and complications. Write indications of Nitric acid and Argentum nitricum for the same. [1 × 20 = 20]



**Third B.H.M.S. (2015) Examination, Summer
(Phase - III : All Other Remaining UG/PG Courses) - 2020
OBSTETRICS, INFANT CARE AND HOMOEOPATHIC
THERAPEUTICS - II**

Total Duration : 3 Hours

Total Marks : 100

- Instructions :**
- 1) Use **blue/black** ball point pen only.
 - 2) **Do not** write anything on the **blank portion of the question paper**. If written anything, such type of act will be considered as an attempt to resort to unfair means.
 - 3) **All questions are compulsory.**
 - 4) The number to the **right** indicates **full marks**.
 - 5) Draw diagrams **wherever** necessary.
 - 6) Distribution of syllabus in Question Paper is only meant to cover entire syllabus within the stipulated frame. The Question paper pattern is a mere guideline. Questions can be asked from any paper's syllabus into any question paper. Students cannot claim that the Question is out of syllabus. As it is only for the placement sake, the distribution has been done.

1. Write short answer (any ten out of fifteen):

[10 × 2 = 20]

- a) Lochia.
- b) Morula.
- c) Enumerate 4 signs of pregnancy in first trimester.
- d) Colostrum.
- e) Indications of Phytolaca in mastitis.
- f) Indications of Sabina in ante partum haemorrhage.
- g) Sepia in Abortion.
- h) Enumerate 4 structural abnormalities of the placenta.
- i) Alumina in anaemia during pregnancy.
- j) Intrauterine growth retardation.

- k) Ant tart in Asphyxia neonatorum.
- l) Define prolonged labour.
- m) Kernicterus.
- n) Indications of Phosphorus in hyperemesis gravidarum.
- o) Human chorionic gonadotropin hormone.

2. Write short answer (**any four** out of six):

[4 × 5 = 20]

- a) High risk pregnancy.
- b) Diagnosis of Twin pregnancy.
- c) Medical termination of pregnancy in first trimester.
- d) Retained Placenta.
- e) Clinical features of an healthy newborn infant.
- f) Complications of anaemia during pregnancy.

3. Write short answer (**any four** out of six):

[4 × 5 = 20]

- a) Role of Phosphorus & Ipecac in Hyperemesis gravidarum.
- b) Role of Kali carb & Sepia in backache during pregnancy.
- c) Role of Sepia & Sabina in Abortion.
- d) Role of Carbo veg & Arnica in varicose veins during pregnancy.
- e) Cactus and Gelsemium in heart disease during pregnancy.
- f) Role of Arg nit & Pulsatilla in Ophthalmia neonatorum.

4. Long answer question (any two out of four): [2 × 10 = 20]
- a) Define Postpartum haemorrhage, write its types and complications. Give indications of 2 homoeopathic remedies for the same.
 - b) Define abruptio placenta, write its clinical features, complications and management with 2 homoeopathic remedies.
 - c) Write complications of Anaemia during pregnancy with indications of 2 homoeopathic remedies.
 - d) Define abortion, write its classification and write a note on missed abortion.

Long answer question (any one from Q. No. 5, 6 and 7):

5. Define vesicular mole, write its classification, clinical features, investigations and complications. Write the role of homoeopathy with the help of 2 remedies in managing a case of vesicular mole. [1 × 20 = 20]
6. Define Obstructed labour, what are its causes, write a note on partograph and write indications of 2 homoeopathic remedies in managing a case of obstructed labour. [1 × 20 = 20]
7. Define aetiology, clinical features of Puerperal pyrexia with indications of 3 homoeopathic remedies in detail. [1 × 20 = 20]



Third B.H.M.S. (2015) Examination, Summer
(Phase - III : All Other Remaining UG/PG Courses) - 2020
HOMOEOPATHIC MATERIA MEDICA

Total Duration : 3 Hours

Total Marks : 100

- Instructions :**
- 1) Use **blue/black** ball point pen only.
 - 2) **Do not** write anything on the **blank portion of the question paper**. If written anything, such type of act will be considered as an attempt to resort to unfair means.
 - 3) **All questions are compulsory.**
 - 4) The number to the **right** indicates **full marks**.
 - 5) Draw diagrams **wherever necessary**.
 - 6) *Distribution of syllabus in Question Paper is only meant to cover entire syllabus within the stipulated frame. The Question paper pattern is a mere guideline. Questions can be asked from any paper's syllabus into any question paper. Students cannot claim that the Question is out of syllabus. As it is only for the placement sake, the distribution has been done.*

1. Write short answer (any ten out of fifteen):

[10 × 2 = 20]

- a) Write two delusions of Thuja Occidentalis.
- b) ✓ Write vomiting of Bismuth.
- c) ✓ Write two guiding symptom of Benzoic acid.
- d) ✓ Write two indications of Ruta in injury.
- e) Write two Key note symptoms of Kreosotum.
- f) ✓ Write two Key note Modalities of Colocynth.
- g) ✓ Write two key note symptoms of Murex.
- h) Two biochemic indications of Cal.Phos.
- i) Write two indications of Bellis per. in Injury.
- j) ✓ Write two key note symptoms of Opium.

- ☒ k) Write two key note symptoms of Asafoetida.
- l) Write two guiding symptoms of Apocynum.
- ☒ m) Write Constitution of Aethusa Child.
- ☒ n) Write two indications of Berberis Vulgaris related to urinary complaints.
- ☒ o) Write Thirst of Ipecac.

2. Write short answer (any four out of six):

[4 × 5 = 20]

- a) Bryonia Alba - General Modalities.
- b) Chamomilla - Child.
- ☒ c) Ledum Pal - Rheumatic Complaints.
- ☒ d) Drosera - Respiratory Complaints.
- e) Aloe Soc - Diarrhoea.
- ☒ f) Lycopodium - Mental Symptoms.

3. Write short answer (any four out of six):

[4 × 5 = 20]

- a) Chelidonium - Liver Complaints.
- b) Digitalis - Heart Complaints.
- c) Podophyllum - Diarrhoea.
- d) Graphites - Skin Complaints.
- e) Bufo Rana - Epilepsy.
- ☒ f) Lachesis - Mental Symptoms.

4. Long answer questions (any two out of four): [2 × 10 = 20]
- a) Compare & Contrast Between Apis Mellifica & Cantharis in Urinary Complaints.
 - b) Compare & Contrast Between Natrum Mur & Ignatia Female.
 - c) Write in detail guiding symptoms of Argentum Nitricum.
 - d) Write in detail guiding symptoms of Platina.

Long answer questions (any one from Q. No. 5, 6 and 7):

5. Write in detail Drug picture of Belladonna. [1 × 20 = 20]
6. Write Group symptoms of Acid Group and write Constitution, Mental, Guiding symptoms and Modalities of Nitric Acid. [1 × 20 = 20]
7. Write in detail Drug picture of Arsenicum Album. [1 × 20 = 20]



Third BHMS (2015) Examination, Summer
(Phase - III : All Other Remaining UG/PG Courses) - 2020
ORGANON OF MEDICINE

Total Duration : 3 Hours

Total Marks : 100

- Instructions :**
- 1) Use **blue/black** ball point pen only.
 - 2) **Do not** write anything on the **blank portion of the question paper**. If written anything, such type of act will be considered as an attempt to resort to unfair means.
 - 3) **All questions are compulsory.**
 - 4) The number to the **right** indicates **full** marks.
 - 5) Draw diagrams **wherever** necessary.
 - 6) Distribution of syllabus in Question Paper is only meant to cover entire syllabus within the stipulated frame. The Question paper pattern is a mere guideline. Questions can be asked from any paper's syllabus into any question paper. Students cannot claim that the Question is out of syllabus. As it is only for the placement sake, the distribution has been done.

1. Write short answer (any ten out of fifteen):

[10 × 2 = 20]

- a) Define drug proving.
- b) Define objective symptoms.
- c) Define one sided disease.
- d) What is Genus epidemicus.
- e) Write four sure signs of improvement.
- f) Write the four auxiliary measures mentioned in 6th edition of Organon.
- g) Define Idiosyncrasy.
- h) Define intermittent diseases.
- i) Define Susceptibility.
- j) Write Dr. Kent's 11th observation.

- k) Mention four types of second Prescription.
- l) Define drug potential.
- m) What is status Quo.
- n) What is Mongrel sect.
- o) Define Latent Psora.

2. Write short answer (any four out of six):

[4 × 5 = 20]

- a) Day book
- b) Precautions followed by prover during drug proving
- c) Diet and Regimen in acute diseases
- d) Indisposition
- e) Specific medicine
- f) Mesmerism

3. Write short answer (any four out of six):

[4 × 5 = 20]

- a) The sick
- b) Individualization.
- c) Killer's aggravation.
- d) Temperament.
- e) Law of quantity and dose.
- f) Repetition of Dose

4. Long answer question (any two out of four):
- a) Describe the action of medicine in detail.
 - b) Explain the highest Ideals of Cure.
 - c) Explain second prescription in detail according to Dr. Kent.
 - d) Describe palliation & suppression in detail.

Long answer question (any one from Q. No. 5, 6 and 7):

5. Describe in detail the Hahnemannian classification of diseases. [1 × 20 = 20]
6. Explain, how Boenninghausen elucidated characteristic symptoms with reference to aph. 153, in the search of Homoeopathic remedy. [1 × 20 = 20]
7. Define mental diseases. What are the types & describe its Homoeopathic management? [1 × 20 = 20]



THIRD B.H.M.S. (2015) Examination, Winter - 2020
General Surgery and Homoeopathic Therapeutics - I

Total Duration : 3 Hours

Total Marks : 100

- Instructions :**
- 1) Use **blue/black** ball point pen only.
 - 2) **Do not** write anything on the **blank portion of the question paper**. If written anything, such type of act will be considered as an attempt to resort to unfair means.
 - 3) **All questions are compulsory.**
 - 4) The number to the **right** indicates **full marks**.
 - 5) **Draw diagrams wherever necessary.**
 - 6) Distribution of syllabus in Question Paper is only meant to cover entire syllabus within the stipulated frame. The Question paper pattern is a mere guideline. Questions can be asked from any paper's syllabus into any question paper. Students cannot claim that the Question is out of syllabus. As it is only for the placement sake, the distribution has been done.
 - 7) **Use a common answerbook for all sections.**

1. Write short answer (**any ten** out of fifteen):

[10 × 2 = 20]

- ✓a) Explain Lipoma.
- ✓b) Explain Dermoid Cyst.
- ✓c) Explain Carbuncle.
- d) Define Achalasia Cardia.
- ✓e) Define Haemorrhoids.
- ✓f) Write down 4 clinical features of Acute pancreatitis.
- g) Explain phimosis.
- ✓h) Explain Murphy's Triad.
- ✓i) Explain Arnica in sepsis.
- ✓j) Explain Hepar Sulph in abscess.
- k) Explain Antim crud in keloid.
- l) Explain Nit acid in fissure in ano.
- ✓m) Explain Diascoria in Abdominal colic.
- n) Explain Ceanothus in splenomegaly. ✓
- ✓o) Explain Carbo veg in Gastritis. ✓

2. Write short answer (any four out of six) :

[4 × 5 = 20]

- a) Explain Thromboangitis Obliterans.
- b) Explain Aneurysm.
- ✓ c) Explain Haemorrhage.
- ✓ d) Explain Fistula in Ano.
- ✓ e) Explain Causes of Dysphagia.
- ✓ f) Explain Intestinal Obstruction.

3. Write short answer (any four out of six) :

[4 × 5 = 20]

- ✓ a) Explain Hamamalis in Venous Ulcer.
- b) Explain Merc sol in cellulitis.
- c) Explain Belladonna in Abscess.
- d) Explain Nux vomica in Hernia.
- ✓ e) Explain Phosphorus in Gastritis.
- f) Explain chelidonium in cholelithiasis.

4. Long answer questions (any two out of four) :

[2 × 10 = 20]

- a) Mention various types of Gangrene. explain diabetic gangrene in short. Explain homoeopathic approach with indication of secale corn in Gangrene.
- b) Classify Burn. Discuss about depth and estimation of percentage of burn. Outline the management of burn with cantharis in detail.
- c) Differential diagnosis of Bleeding per rectum. Write the indication of Aloes and Aesculus in Haemorrhoids.
- d) Explain clinical features of renal stone. Write down indications of berberis vulgaris and lycopodium in renal stone.

Long answer questions (any one from Q.No. 5, 6 and 7)

5. Define Varicose Vein. Write its type, pathogenesis, classification, aetiology, sites, clinical features, investigation and management with Pulsatilla and Calcarea flour of Varicose Vein. [1 × 20 = 20]
6. Describe the aetiology, pathology, clinical features, investigation and management with two homeopathic remedies of Benign Hypertrophy Prostate. [1 × 20 = 20]
7. Describe aetiology, types pathology, clinical features, investigation and management with Bryonia and Belladonna of Acute Appendicitis. [1 × 20 = 20]



Third B.H.M.S. (2015) Examination, Winter - 2020
SURGERY-II (ENT OPHTHALMOLOGY, ORTHOPAEDICS,
DENTISTRY & HOMOEOPATHIC THERAPEUTICS)

Total Duration : 3 Hours

Total Marks : 100

- Instructions :**
- 1) Use **blue/black** ball point pen only.
 - 2) **Do not** write anything on the **blank portion of the question paper.** If written anything, such type of act will be considered as an attempt to resort to unfair means.
 - 3) **All questions are compulsory.**
 - 4) The number to the **right** indicates **full marks.**
 - 5) Draw diagrams **wherever** necessary.
 - 6) Distribution of syllabus in Question Paper is only meant to cover entire syllabus within the stipulated frame. The Question paper pattern is a mere guideline. Questions can be asked from any paper's syllabus into any question paper. Students cannot claim that the Question is out of syllabus. As it is only for the placement sake, the distribution has been done.
 - 7) Use a common answerbook for **all** sections.

[10 × 2 = 20]

1. Write short answer (any ten out of fifteen):

- a) Complications of Otitis media.
- b) Name the parts of pharynx with anatomical landmarks.
- c) Define myopia and presbyopia.
- d) Define strabismus and name the types.
- e) Give the characters if tubercular sequestrum.
- f) Define involucrum and cloaca.
- g) Write the causes of dental caries.
- h) write eruptive age of permanent teeth.
- i) write two indications of hypericum per in orbital neuralgia.
- j) write two key indications for ruta g in injury to eye.
- k) write two key indications of arum triphyllum in atrophic rhinitis.
- l) write two key indications of Hepar sulph. in throat complaint.
- m) write two key indications of kreosotum in osteomyelitis.
- n) write two key indications of plantago m in dental pain.
- o) write two key indications of Pulasatila in dental abscess.

2. Write Short answer (any four out of six) :

- a) Presbyopia
- b) Simple Glaucoma
- c) write in brief about sinusitis.
- d) Vocal nodule
- e) write in brief about complication of fracture.
- f) write in brief about Colles' fracture

3. Write short answer (any four out of six) :

[4 × 5 = 20]

- a) write characteristics indications of Nat mur in conjunctivitis.
- b) write indicative characteristics of pulsitilla in ophthalmia neonatarum.
- c) write indicative characteristics of phosphorous in epistaxis.
- d) write indicative characteristics of Lachesis in quinsy.
- e) write indicative characteristics of hydrastis C in Oral Cancer
- f) write indicative characteristics flouric acid in arthritis.

4. Long answer questions (any two out of four) :

[2 × 10 = 20]

- a) Define trachoma, and write in brief and write indicative characteristics Euphresia.
- b) write in brief about neck femur fracture, and write indicative characteristics of Symphytum.
- c) write in brief about deviated nasal septum and write the scope of homoeopathy.
- d) write in brief about cholesteatoma and characteristic indication of Hepar sulph.

Long answer questions (any one from Q.No. 5, 6 and 7)

5. classify fracture and write management and give indication of calcaria flour & Ruta. [1 × 20 = 20]
6. Define and write the causes of hoarseness of voice. Give characteristic indications of Causticum and phosphorous. [1 × 20 = 20]
7. Write in brief about exophthalmous, and give characteristic indications of Veratrum vir. and Lac. defloratum. [1 × 20 = 20]



Third B.H.M.S. (2015) Examination, Winter - 2020
GYNAECOLOGY & HOMOEOPATHIC THERAPEUTICS - I

Total Duration : 3 Hours

Total Marks : 100

- Instructions :**
- 1) Use **blue/black** ball point pen only.
 - 2) **Do not** write anything on the **blank portion of the question paper.** If written anything, such type of act will be considered as an attempt to resort to unfair means.
 - 3) **All** questions are **compulsory.**
 - 4) The number to the **right** indicates **full** marks.
 - 5) Draw diagrams **wherever** necessary.
 - 6) Distribution of syllabus in Question Paper is only meant to cover entire syllabus within the stipulated frame. The Question paper pattern is a mere guideline. Questions can be asked from any paper's syllabus into any question paper. Students cannot claim that the Question is out of syllabus. As it is only for the placement sake, the distribution has been done.
 - 7) Use Common answerbook for **all** Section.

1. Write short answer (any ten out of fifteen):

[10 × 2 = 20]

- a) Define Precocious Puberty.
- b) Define Menotaxis and Metrotaxis.
- c) Progesterone.
- d) Dermoid cyst.
- e) Causes of Leucorrhoea.
- f) Define PID and causes.
- g) Necrozoospermia and Oligozoospermia.
- h) Barrier Contraceptives.
- i) Give indication's of Hysterosalpingography.
- j) Four remedies for Dyspareunia.
- k) Murex for Vaginismus.
- l) Silicea for Tumour's of Uterus.
- m) Carbo Animalis for genital fistula.
- n) Four remedies for Leucorrhoea.
- o) Pyrogen in Pelvic Abscess.

04312A

2. Write short answer (any four out of six) :

[4 × 5 = 20]

- a) Menstrual cycle.
- b) Adenomyosis.
- c) Cervical erosion.
- d) Genital Tuberculosis.
- e) Natural Family Planning method's.
- f) Hysteroscopy.

3. Write short answer (any four out of six) :

[4 × 5 = 20]

- a) Define Polymenorrhoea and write two remedies for it with indications.
- b) Define Menopausal Syndrome and write two remedies for it with indications.
- c) Define DUB and write two remedies for it with indications.
- d) Define Polyp and explain Thuja and Hydrocotyle for it.
- e) Define Pruritus Vulvae and give indication's of Graphites and Caladium for it.
- f) Define senile vaginitis and give indication's of four remedies for it.

4. Long answer question (any two out of four) :

[2 × 10 = 20]

- a) Define Dysmenorrhoea its types, clinical Presentation, Diagnosis and Homoeopathic management for it.
- b) Define Endometriosis, it's common sites, Pathogenesis, clinical features and role of Graphites and Lachesis for it.
- c) Define Genital tract injuries, it's aetiology, clinical features with indications of two homoeopathic remedies for it.
- d) Define Prolapse, its aetiology, clinical types and role of Murex, Lilium tig, Podophyllum and Sepia for it.

Long answer question (any one from Q.No. 5, 6 and 7)

5. Define Amenorrhoea it's types aetiology, investigations and role of *Agnus castus*, *Lycopodium*, *Pulsatilla* and *Sepia* for it. [1 × 20 = 20]
6. Discuss Intrauterine Contraceptive device with types, mode of action, contraindications, Advantages, Disadvantages and Complications. [1 × 20 = 20]
7. Define Fibroid its causes, clinical features and role of *Graphites*, *sabina*, *kreosotum*, *phosphorus* and *Silicea* for it. [1 × 20 = 20]



Third B.H.M.S. (2015) Examination, Winter - 2020
OBSTETRICS, INFANT CARE AND HOMOEOPATHIC
THERAPEUTICS - II

Total Duration : 3 Hours

Total Marks : 100

- Instructions :**
- 1) Use **blue/black** ball point pen only.
 - 2) **Do not** write anything on the **blank portion of the question paper**. If written anything, such type of act will be considered as an attempt to resort to unfair means.
 - 3) **All questions are compulsory.**
 - 4) The number to the **right** indicates **full marks**.
 - 5) Draw diagrams **wherever** necessary.
 - 6) Distribution of syllabus in Question Paper is only meant to cover entire syllabus within the stipulated frame. The Question paper pattern is a mere guideline. Questions can be asked from any paper's syllabus into any question paper. Students cannot claim that the Question is out of syllabus. As it is only for the placement sake, the distribution has been done.

1. Write short answer (any ten out of fifteen) :

[10 × 2 = 20]

- a) Goodell's sign.
- b) Velamentous placenta.
- c) Parity.
- d) Polyhydramnios.
- e) Retained Placenta.
- f) Episiotomy.
- g) Hegar's sign.
- h) Oxytocin.
- i) Cord prolapse.
- j) Name two post operative Homeopathic remedies.
- k) Two Homeopathic remedies for abnormalities of puerperium.
- l) Name two Homeopathic remedies for neonatal jaundice.
- m) Indication of Lachesis in APH.
- n) Indication of Sabina in subinvolution of uterus.
- o) Indication of Sepia in Abortion.

2. Write short answer (any four out of six):

- a) Episiotomy.
- b) Normal newborn physical features.
- c) Missed abortion.
- d) Anencephaly.
- e) Functions of Placenta.
- f) Retained placenta.

3. Write short answer (any four out of six) :

[4 × 5 = 20]

- a) Indications of Phosphorus and Ipecac in Hyperemesis Gravidarum.
- b) Indications of Kali carb and Cal phos in Backache during pregnancy.
- c) Indications of Bryonia and Phytolaca in Mastitis.
- d) Any two Homeopathic drugs for PPH.
- e) Indication of chelidonium and lycopodium in newborn jaundice.
- f) Any two Homeopathic drugs for Oligohydramnios.

4. Long answer question (any two out of four) :

[2 × 10 = 20]

- a) Write complications of Anaemia during pregnancy with indications of three homeopathic remedies.
- b) Definition, etiology, clinical features of Hydatidiform mole with indications of three homeopathic remedies.
- c) Define Perineal tear and indications of four homeopathic drugs for perineal tear.
- d) Define Ophthalmia neonatorum with indications of four homeopathic remedies.

Long answer question (any one from Q. No. 5, 6 and 7)

5. Describe aetiology, types, clinical features, complications and management of Preeclampsia along with four Homeopathic drugs. [1 × 20 = 20]

6. Define Dystocia alongwith aetiology, clinical features, complications and management of Dystocia with four homeopathic drugs for the same.

[1 × 20 = 20]

7. Define Asphyxia Neonatorum. Describe aetiology, clinical features and management alongwith four Homeopathic drugs for the same. [1 × 20 = 20]

exact
exact

Third B.H.M.S. (2015) Examination, Winter - 2020
HOMOEOPATHIC MATERIA MEDICA

Total Duration : 3 Hours

Total Marks : 100

- Instructions :**
- 1) Use **blue/black** ball point pen only.
 - 2) **Do not** write anything on the **blank portion of the question paper**. If written anything, such type of act will be considered as an attempt to resort to unfair means.
 - 3) **All questions are compulsory.**
 - 4) The number to the **right** indicates **full marks**.
 - 5) Draw diagrams **wherever necessary**.
 - 6) Distribution of syllabus in Question Paper is only meant to cover entire syllabus within the stipulated frame. The Question paper pattern is a mere guideline. Questions can be asked from any paper's syllabus into any question paper. Students cannot claim that the Question is out of syllabus. As it is only for the placement sake, the distribution has been done.
 - 7) Use a common answerbook for **all** sections.

1. Write short answer (**any ten** out of fifteen) : [10 × 2 = 20]
- a) What is constitution and Diathesis.
 - b) Write two characteristic symptoms of Hepar sulph.
 - c) Mention two characteristic symptoms of Ferrum phos.
 - d) Write the two Respiratory symptoms of Spongia.
 - e) Mention two characteristic symptoms of Kali mur.
 - f) Mention two characteristic symptoms of Kali sulph.
 - g) Mention two eye symptoms of Euphrasia.
 - h) Mention two Gastrointestinal symptoms of Colchicum.
 - i) Mention two characteristic symptoms of Bufo rana.
 - j) Mention two urinary symptoms of Benzoic acid.
 - k) Mention two Characteristic symptoms of Calcarea ars.
 - l) Mention two characteristic symptoms of Conium.
 - m) Mention two characteristic symptoms of Berberis vulgaris.
 - n) Mention two characteristic symptoms of Cannabis sativa.
 - o) Mention two Characteristic symptoms of Helliborus.

04313

[4 × 5 = 20]

2. Write short answer (any four out of six):

- a) Ruta - Injury
- b) China - Fever
- c) Nux vomica - Gastrointestinal symptoms
- d) Drosera - Respiratory symptoms
- e) Gelsemium - Fever
- f) Aethusa - Child

3. Write short answer (any four out of six) :

[4 × 5 = 20]

- a) Acetic acid - Dropsy
- b) Aurum met - Mind
- c) Opium - Fever
- d) Cyclamen - Female
- e) Kali bich - Respiratory symptoms
- f) Ammonium mur - Female affections

4. Long answer question (any two out of four) :

[2 × 10 = 20]

- a) Compare and Contrast skin of Petroleum and Graphites.
- b) Compare the Mind of Ignatia and Hyoscamus.
- c) Guiding symptoms of Thuja.
- d) Guiding symptoms of Carbo veg.

Long answer question (any one from Q. No. 5, 6 and 7)

5. Describe in detail the Drug picture of Platina.

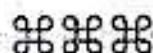
[1 × 20 = 20]

6. Describe the Group symptoms of Carbon and explain the Drug Picture of Ammonium Carb in detail.

[1 × 20 = 20]

7. Describe in detail the Drug picture of Aconite in detail.

[1 × 20 = 20]



Third B.H.M.S. (2015) Examination, Winter - 2020
ORGANON OF MEDICINE

Total Duration : 3 Hours

Total Marks : 100

- Instructions :**
- 1) Use **blue/black** ball point pen only.
 - 2) **Do not** write anything on the **blank portion of the question paper**. If written anything, such type of act will be considered as an attempt to resort to unfair means.
 - 3) **All questions are compulsory.**
 - 4) The number to the **right** indicates **full marks**.
 - 5) Draw diagrams **wherever necessary**.
 - 6) Distribution of syllabus in Question Paper is only meant to cover entire syllabus within the stipulated frame. The Question paper pattern is a mere guideline. Questions can be asked from any paper's syllabus into any question paper. Students cannot claim that the Question is out of syllabus. As it is only for the placement sake, the distribution has been done.
 - 7) Use a common answerbook for **all** sections.

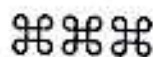
1. Write short answer (any **ten** out of fifteen) : [10 × 2 = 20]
- a) Before Dr. Hahnemann in which year & who saw the necessity of testing medicines on man for their pure effects?
 - b) Define Idiosyncrasy according to aphorism 117 of 6th edition of Organon.
 - c) Write four sure signs of improvements after Homoeopathic treatment.
 - d) Mention what parts of body are more or less susceptible to the influence of the medicines.
 - e) What are the different modes of administration of remedies?
 - f) Define one sided diseases according to aphorism 173 of 6th edition of Organon.
 - g) Define concomitant & accessory symptoms.
 - h) Write two advantages & two disadvantages of external applications in treatment.
 - i) Define second prescription according to Dr. Kent.
 - j) Define palliation. Write two conditions where palliation is recommended.
 - k) Define drug potential according to S. Close.
 - l) Which is the second best remedy? Write two indications of it.
 - m) Define deflected current according to Dr. Roberts.
 - n) Define the law of cure according to Dr. Roberts.
 - o) Write the four qualities of ideal prover.

04314

2. Write short answer (any four out of six) : [4 × 5 = 20]
- a) Instruction followed by prover about do's & don'ts.
 - b) Explain various ways of preparation of substance for proving.
 - c) Indisposition.
 - d) Local maladies.
 - e) Diet in acute diseases according to 6th edition of Organon.
 - f) Intermittent fever in Homoeopathy.
3. Write short answer (any four out of six) : [4 × 5 = 20]
- a) The sick according to Dr. Kent.
 - b) Materialism in medicine according to Dr. Kent.
 - c) Simple substance.
 - d) Differentiate characteristics key note symptoms.
 - e) Vital force.
 - f) Temperaments.
4. Long answer question (any two out of four) : [2 × 10 = 20]
- a) Describe in detail the qualities of true practitioner of healing art.
 - b) Write in detail about the action of medicine during treatment.
 - c) Enumerate the prognosis after observing the action of remedy.
 - d) Our remedies, why they act? Explain according to Dr. Roberts.

Long answer question (any one from Q. No. 5, 6 and 7)

5. Describe in detail Hahnemannian classification of diseases. [1 × 20 = 20]
6. Define, classify & explain in detail the homoeopathic management of one sided diseases. [1 × 20 = 20]
7. Define, classify & explain in detail the management of mental diseases narrated by Dr. Hahnemann. [1 × 20 = 20]



Third B.H.M.S. (2015) Examination, Summer - 2021
GENERAL SURGERY AND HOMOEOPATHIC THERAPEUTICS - I

Total Duration : 3 Hours

Total Marks : 100

- Instructions :**
- 1) Use **blue/black** ball point pen only.
 - 2) **Do not** write anything on the **blank portion of the question paper**. If written anything, such type of act will be considered as an attempt to resort to unfair means.
 - 3) **All questions are compulsory.**
 - 4) The number to the **right** indicates **full marks**.
 - 5) Draw diagrams **wherever necessary**.
 - 6) Distribution of syllabus in Question Paper is only meant to cover entire syllabus within the stipulated frame. The Question paper pattern is a mere guideline. Questions can be asked from any paper's syllabus into any question paper. Students cannot claim that the Question is out of syllabus. As it is only for the placement sake, the distribution has been done.
 - 7) Use a common answerbook for **all** sections.

1. Write short answer (any ten out of fifteen) :

[10 × 2 = 20]

- a) Define repair.
- b) Write down 4 Causes for hyponatraemia.
- c) Define ophisthotonus position.
- d) Define Curling's Ulcer.
- e) Define Haematuria and give 2 renal causes for haematuria.
- f) Define Varicocele.
- g) Define Phimosis.
- h) Explain Murphy's Sign.
- i) Explain calendula in wounds.
- j) Explain Bryonia in Tumors.
- k) Explain Apis in Burns.
- l) Explain Nitric Acid in Fissure in ano.
- m) Explain Carbo Vegetabilis in Dyspepsia.
- n) Name 2 homoeopathic remedies for Acute Pancreatitis.
- o) Explain pulsatilla in Orchitis.

04311A

2. Write short answer (any four out of six) :

[4 × 5 = 20]

- a) Explain factors affecting wound healing.
- b) Write down indications of blood transfusion.
- c) Explain haemorrhage.
- d) Explain Femoral hernia.
- e) Explain Hydrocoele.
- f) Explain Achalasia Cardia.

3. Write short answer (any four out of six) :

[4 × 5 = 20]

- a) Explain Hepar Sulph in Abscess.
- b) Explain Conium in CA-Breast.
- c) Explain Causticum in Burns.
- d) Explain Chelidonium in Cholelithiasis.
- e) Explain Thuja in Benign enlargement of prostate.
- f) Lycopodium in Renal stone.

4. Long answer question (any two out of four) :

[2 × 10 = 20]

- a) Classify Breast Tumours and give 6 indications each of Iodum, Bryonia Alba, in Breast Affections.
- b) Describe "Tubercular Lymphadenitis" and describe the indications of Phosphorus in TB-Lymphadenitis.
- c) Difference between Gastric and Duodenal ulcer and give indications of Kali-Bich in Peptic Ulcer.
- d) Describe in short about "Ureteric Calculi" and give indications of Sarsaparilla in Ureteric calculi.

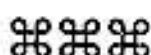
Long answer question (any one from Q.No. 5, 6 and 7) :

5. Define Goitre. Classify Goitre and describe in detail Simple toxic goitre. Give indications of Thyroidinum, Nat-Mur in Goitre. [1 × 20 = 20]

6. Describe Clinical features of Appendicitis. Give its classification as per hahnemannian classification of disease and describe the auxiliary mode of treatment in appendicitis.

Give indication of Diascorea and Mag-Phos for appendicitis. [1 × 20 = 20]

7. Classify Hernia. Give difference between Direct/Indirect Hernia. Give indication of Alumina and Calc.carb in Hernia. [1 × 20 = 20]



**Third BHMS (2015) Examination, Summer - 2021
SURGERY - II (ENT OPHTHALMOLOGY, ORTHOPAEDICS,
DENTISTRY & HOMOEOPATHIC THERAPEUTICS)**

Total Duration : 3 Hours

Total Marks : 100

- Instructions :**
- 1) Use **blue/black** ball point pen only.
 - 2) **Do not** write anything on the **blank** portion of the question paper. If written anything, such type of act will be considered as an attempt to resort to unfair means.
 - 3) All questions are **compulsory**.
 - 4) The number to the **right** indicates **full** marks.
 - 5) Draw diagrams **wherever** necessary.
 - 6) Distribution of syllabus in Question Paper is only meant to cover entire syllabus within the stipulated frame. The Question paper pattern is a mere guideline. Questions can be asked from any paper's syllabus into any question paper. Students cannot claim that the Question is out of syllabus. As it is only for the placement sake, the distribution has been done.
 - 7) Use a common answer book for all sections.

1. Write short answer (any ten out of fifteen) :

[10 × 2 = 20]

- a) Explain Epistaxis.
- b) Write down causes of Wax in ear.
- c) Define Colles fracture.
- d) Define Scoliosis.
- e) Define Chalazion.
- f) Define Hypermetropia.
- g) Define Dental cyst.
- h) Explain Alveolar abscess.
- i) Name 4 remedies for acute pharyngitis.
- j) Name 4 remedies for Meiner's disease.
- k) Name 4 remedies for arthritis.
- l) Name 4 remedies for Cervical spondylosis.
- m) Name 4 remedies for Glaucoma.
- n) write 2 indications argentum nitricum in conjunctivitis.
- o) write 2 indications of Coffea cruda for toothache.

2. Write short answer (any four out of six):

- a) Explain Nasal polyps.
- b) Explain Quinsy.
- c) Explain Acute osteomyelitis.
- d) Explain Tennis elbow.
- e) Explain sty.
- f) Explain Myopia.

3. Write short answer (any four out of six) :

[4 × 5 = 20]

- a) Explain Sabadilla in sinusitis.
- b) Belladonna in acute otitis media.
- c) Symphytum in fracture.
- d) Rhus tox in joint pains.
- e) Phosphorus in eye complaints.
- f) Kreosote in dental caries.

4. Long answer question (any two out of four)

[2 × 10 = 20]

- a) Explain Tonsillitis in short and indication any one homeopathic drug.
- b) Explain Atrophic Rhinitis in short and indication any one homeopathic drug.
- c) Explain Osteoarthritis in short and indication any one homeopathic drug.
- d) Explain corneal ulcer in short and indication any one homeopathic drug.

Long answer question (any one from Q. No. 5, 6 and 7)

5. Define Chronic suppurative otitis media, clinical features, stages; complication and management with 2 homeopathic drugs. [1 × 20 = 20]

6. Define Fracture, types, clinical features, conservative management and management with 2 homeopathic drugs. [1 × 20 = 20]

7. Explain Blepharitis in detail with indication of 4 homeopathic drugs.

[1 × 20 = 20]



Third B.H.M.S. (2015) Examination, Summer - 2021
GYNAECOLOGY & HOMOEOPATHIC THERAPEUTICS - I

Total Duration : 3 Hours

Total Marks : 100

- Instructions :**
- 1) Use blue/black ball point pen only.
 - 2) Do not write anything on the blank portion of the question paper. If written anything, such type of act will be considered as an attempt to resort to unfair means.
 - 3) All questions are compulsory.
 - 4) The number to the right indicates full marks.
 - 5) Draw diagrams wherever necessary.
 - 6) Distribution of syllabus in Question Paper is only meant to cover entire syllabus within the stipulated frame. The Question paper pattern is a mere guideline. Questions can be asked from any paper's syllabus into any question paper. Students cannot claim that the Question is out of syllabus. As it is only for the placement sake, the distribution has been done.
 - 7) Use a common answer book for all sections.

1. Write short answer (any ten out of fifteen) : [10 × 2 = 20]

- a) Gametogenesis.
- b) Disorder's of Puberty. ✓
- c) Uterus Didelphys.
- d) Ovulation. ✓
- e) Diagnosis of menopause. ✓
- f) STUMP Carcinoma.
- g) Indication's of Intrauterine Insemination. ✓
- h) Mode of action of combined oral contraceptive Pills. ✓
- i) Colposcopy.
- j) Millefolium in Menorrhagia. ✓
- k) Agaricus in Dysmenorrhoea. ✓
- l) Euphrasia in Amenorrhoea. ✓
- m) Ambra grisea in Leucorrhoea. ✓
- n) Carbo Animalis in Cervical erosion. ✓
- o) Four remedies for Vaginitis. ✓

2. Write short answer (any four out of six):

[4 × 5 = 20]

- a) Cryptomenorrhoea.
- b) Endometriosis.
- c) Aetiology of PID.
- d) Genital Fistulae.
- e) Tubectomy.
- f) Endoscopy in Gynaecology.

3. Write short answer (any four out of six) :

[4 × 5 = 20]

- a) Role of Graphites and Lachesis in menopause. ✓
- b) Menstrual complaints of Bovista. ✓
- c) Role of Trillium Pendulum and Kreosote in Uterine Polyp. ✓
- d) Role of Cocculus and Arnica in Vaginismus.
- e) Role of Thuja and Kreosote in Uterine Fibroid.
- f) Role of Caladium and Platina in Pruritus Vulvae. ✓

4. Long answer question (any two out of four)

[2 × 10 = 20]

- a) Define DUB and discuss the role of Nux vomica, Lachesis and Cinchona officinalis in DUB.
- b) Define Vulvitis and discuss the role of Mag Phos, Belladonna and Dulcamara in Acute Vulvitis.
- c) Define Trichomoniasis and give indication's of Belladonna, Kalicarb and Hepar sulph for Trichomoniasis.
- d) Define Mastitis and discuss the role of Bryonia, Pulsatilla and Phytollaca in Mastitis.

Long answer question (any one from Q. No. 5, 6 and 7)

5. Define Dysmenorrhoea. Write aetiology, types, clinical features and Explain Sabina, Belladonna, Mag phos, and Pulsatilla for Dysmenorrhoea.

[1 × 20 = 20]

6. Discuss Dilatation and Curettage with indications, step's of Operation and Complication's.

[1 × 20 = 20]

7. Define Infertility, causes of male and female infertility and explain Nat mur, Sepia, Platina and Calc Phos for infertility.

[1 × 20 = 20]



Third B.H.M.S. (2015) Examination, Summer - 2021
OBSTETRICS, INFANT CARE AND HOMOEOPATHIC
THERAPEUTICS - II

Total Duration : 3 Hours

Total Marks : 100

- Instructions :**
- 1) Use blue/black ball point pen only.
 - 2) Do not write anything on the blank portion of the question paper. If written anything, such type of act will be considered as an attempt to resort to unfair means.
 - 3) All questions are compulsory.
 - 4) The number to the right indicates full marks.
 - 5) Draw diagrams wherever necessary.
 - 6) Distribution of syllabus in Question Paper is only meant to cover entire syllabus within the stipulated frame. The Question paper pattern is a mere guideline. Questions can be asked from any paper's syllabus into any question paper. Students cannot claim that the Question is out of syllabus. As it is only for the placement sake, the distribution has been done.
 - 7) Use a common answer book for all sections.

1. Write short answer (any ten out of fifteen) :

[10 × 2 = 20]

- a) Def-Ectopic pregnancy. ✓
- b) Amniotic fluid index. ✓
- c) What is puerperium & its duration? ✓
- d) Define Decidua
- e) Define colostrum. ✓
- f) Define Gravida & Parity. ✓
- g) Define Long and Short cord.
- h) Define Quikening. ✓
- i) Define IUD.
- j) Enumerate 4 remedies for backache during pregnancy. ✓
- k) 4 indications of Collinsonia for piles during pregnancy. ✓
- l) Any 4 indications of Silicea in Hydatidiform Mole. ✓
- m) Any 4 indications of Ant-tart in Asphyxia neonatorum. ✓
- n) Name 2 remedies for poor lactation. ✓
- o) Name 2 remedies for perineal tear. ✓

04312B

2. Write short answer (any four out of six): [4 × 5 = 20]
- Stages of normal labour. ✓
 - Threatened abortion. ✓
 - Inversion of uterus
 - Systemic changes in pregnancy. ✓
 - Episiotomy. ✓
 - Features of Healthy newborn. ✓
3. Write short answer (any four out of six) : [4 × 5 = 20]
- Indications of Calcarea carb & Alumina for pica during pregnancy. ✓
 - Sepia in abortion. ✓
 - Ars -alb & Phosphorus in hyperemesis gravidorum. ✓
 - Role of Cimicifuga in false labour pains. ✓
 - Indications of 2 remedies for retained placenta.
 - Belladonna in ophthalmia neonatorum.
4. Long answer question (any two out of four) [2 × 10 = 20]
- Define diabetes in pregnancy. describe importance of GTT. Explain effect of diabetes on mother and baby. Give management with any two remedies.
 - Explain toxæmia of pregnancy in relation with def, c/f & write indications of 2 drugs for it.
 - Write in detail about LSCS.
 - Describe jaundice in newborn with def, types, causes. Write indications of any 2 remedies for it.

Long answer question (any one from Q. No. 5, 6 and 7)

5. Define APH. Write Def, causes, c/f of Abruptio placenta & give indications of 2 remedies for it. [1 × 20 = 20]
6. Define Obstructed labour? Write its causes, c/f, & role of Chamomilla, Opium, Pulsatilla in it. [1 × 20 = 20]
7. Define Puerperal pyrexia? Write its clinical features & indications of 3 remedies for it. [1 × 20 = 20]



Third B.H.M.S. (2015) Examination, Summer - 2021
HOMOEOPATHIC MATERIA MEDICA

Total Duration: 3 Hours

Total Marks : 100

- Instructions :**
- 1) Use **blue/black** ball point pen only.
 - 2) **Do not** write anything on the **blank portion of the question paper.** If written anything, such type of act will be considered as an attempt to resort to unfair means.
 - 3) **All questions are compulsory.**
 - 4) The number to the **right** indicates **full** marks.
 - 5) Draw diagrams **wherever** necessary.
 - 6) Distribution of syllabus in Question Paper is only meant to cover entire syllabus within the stipulated frame. The Question paper pattern is a mere guideline. Questions can be asked from any paper's syllabus into any question paper. Students cannot claim that the Question is out of syllabus. As it is only for the placement sake, the distribution has been done.
 - 7) Use a common answer book for all sections.

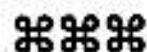
1. Write short answer (**any ten** out of fifteen) : [10 × 2 = 20]

- a) Write down the Leucorrhoea of Kreosotum.
- b) Write the Tongue of Taraxacum.
- c) Describe the Modalities of Rhus Tox.
- d) Describe the discharges of Kali. Bich.
- e) Write down the Haemorrhage of Crotalus Horridus.
- f) Write down the Common Name and Family of Chamomilla.
- g) Describe the Ailment form of Aconite Nap.
- h) Write down two Eye complaints of Euphrasia.
- i) Write down thirst and tongue of Nux Moschata.
- j) Describe the character of Pain of Phytolacca Decandra.
- k) Describe the Vertigo of the Tabaccum.
- l) Write two indications of the Cyclamen in female.
- m) Describe the Constitution of Arsenicum album.
- n) Write down two mentals of Argentum nitricum.
- o) Write down the character of Headache of Natrum Mur.

2. Write short answer (**any four** out of six) : [4 × 5 = 20]
- Describe Physical generals of *Allium cepa*.
 - Write Modalities of *Natrum Sulph*.
 - Write the Respiratory complaints of *Drosera*.
 - Write Biochemic indications of the *Calcarea Flour*.
 - Write down the GIT complaints of *Brayonia*.
 - Describe Injury of *Arnica montana*.
3. Write short answer (**any four** out of six) : [4 × 5 = 20]
- Describe Female complaints of *Borax*.
 - Describe Urinary complaints of *Nitric acid*.
 - Describe Skin complaints of *Graphites*.
 - Write down mentals of *Stramonium*.
 - Write down modalities of *Bromium*.
 - Describe the Gastric complaints of *Carbo vegetabilis*.
4. Long answer question (**any two** out of four) : [2 × 10 = 20]
- Compare and contrast Fever of *Bryonia Alba* and *Acetic acid*.
 - Compare and contrast Female complaints of *Sepia* and *Pulsatilla*.
 - Guiding symptoms of *Antimonium crudum*.
 - Guiding symptoms of *Belladonna*.

Long answer question (any one from Q. No. 5, 6 and 7)

5. Write in detail drug picture of *Ignatia Amara*. [1 × 20 = 20]
6. Write in detail drug picture of *Lachesis*. [1 × 20 = 20]
7. Write in detail drug picture of *Nux vomica*. [1 × 20 = 20]



Third B.H.M.S. (2015) Examination, Summer - 2021
ORGANON OF MEDICINE

Total Duration: 3 Hours

Total Marks : 100

- Instructions :**
- 1) Use **blue/black** ball point pen only.
 - 2) **Do not** write anything on the **blank portion of the question paper**. If written anything, such type of act will be considered as an attempt to resort to unfair means.
 - 3) **All questions are compulsory.**
 - 4) The number to the **right** indicates **full marks**.
 - 5) Draw diagrams **wherever** necessary.
 - 6) Distribution of syllabus in Question Paper is only meant to cover entire syllabus within the stipulated frame. The Question paper pattern is a mere guideline. Questions can be asked from any paper's syllabus into any question paper. Students cannot claim that the Question is out of syllabus. As it is only for the placement sake, the distribution has been done.
 - 7) Use a common answer book for all sections.

1. Write short answer (any ten out of fifteen) :

[10 × 2 = 20]

- a) Define Drug Proving.
- b) State law of minimum.
- c) State any two examples of dynamic influence with reference of aphorisms.
- d) Define Status Quo.
- e) What is potentisation?
- f) What is the order of cure?
- g) What must a Physician know before he can successful practise medicine.
- h) What do you mean by 'Morbid Symptoms'?
- i) Write down the importance of Record Keeping.
- j) What is analoge?
- k) Define complete symptoms.
- l) Define Idiosyncrasies.
- m) State Aphorism 1.
- n) State therapeutic law of cure.
- o) Define totality of symptom.

04314

2. Write short answer (any four out of six) :

[4 × 5 = 20]

- a) Malaria peccans.
- b) True Chronic diseases.
- c) Homoeopathic Specific Remedy.
- d) Primary and Secondary action of Medicine.
- e) The sick.
- f) Different causes of diseases.

3. Write short answer (any four out of six) :

[4 × 5 = 20]

- a) Kent's 12 Observations.
- b) Ideal prover.
- c) Acute diseases.
- d) Magnetism.
- e) Paucity of symptoms.
- f) Individualisation.

4. Long answer question (any two out of four) :

[2 × 10 = 20]

- a) Describe simple substance according to Dr. Kent.
- b) What happen when two dissimilar diseases meet together?
- c) Write down contributions of Dr. Hahnemann.
- d) Explain Modus Operandi of Homoeopathic cure.

Long answer question (any one from Q. No. 5, 6 and 7)

5. Define and explain Case taking in detail.

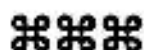
[1 × 20 = 20]

6. Explain evolution and characteristics of Psora Sycosis and Syphilis.

[1 × 20 = 20]

7. Explain classification of diseases according to Dr. Hahnemann.

[1 × 20 = 20]



Third B.H.M.S. (2015) (Homoeopathy) Examination, (Phase - III)
Winter - 2021

GENERAL SURGERY & HOMOEOPATHIC THERAPEUTICS - I

Total Duration : Section A+B = 3 Hours

Section B Marks : 80

SECTION - B

- Instructions :**
- 1) Use **blue/black** ball point pen only.
 - 2) Do not write anything on the **blank portion of the question paper**. If written anything, such type of act will be considered as an attempt to resort to unfair means.
 - 3) All questions are **compulsory**.
 - 4) The number to the **right** indicates full marks.
 - 5) Draw diagrams **wherever** necessary.
 - 6) Distribution of syllabus in Question Paper is only meant to cover entire syllabus within the stipulated frame. The Question paper pattern is a mere guideline. Questions can be asked from any paper's syllabus into any question paper. Students cannot claim that the Question is out of syllabus. As it is only for the placement sake, the distribution has been done.
 - 7) Use a common answer book for section B.

2) Short Answer Questions (Solve any 4 out of 6) : [4 × 5 = 20]

- a) Gynaecomastia - its causes, pathology, clinical features and treatment.
- b) Pyloric stenosis -- its causes, clinical features, investigations and management.
- c) Explain about lipoma, its varieties, clinically and its complications and treatment.
- d) Write about Factors influencing wound healing.
- e) Write about abscess, sites, clinical features and treatment.
- f) Pleural effusion - Causes, classification, clinical features.

3) Short Answer Questions (Solve any 4 out of 6) : [4 × 5 = 20]

- a) Write about Malnutrition-preoperative and postoperative with indications of Calc phos and Alfalfa.
- b) Undescended testis with indications of Thyroidinum and Bartya carb.
- c) Haematuria (only 5 disease condition) with indications of Lycopodium and Sarsparilla.
- d) Write about Hypocalcemia - with indications of calc carb and calc phos.
- e) Write about Haemostasis with remedy indications of Hamamelis and Arinca.
- f) Pyonephrosis - etiology, clinical features, with indications of Hep sulph and Merc.

4) Long Answer Questions (Solve any 2 out of 4) : [2 × 10 = 20]

- a) Define Hernia: etiology, classification, types and explain about direct inguinal hernia in detail, with indications of nux vomica and calc. carb.
- b) Write about Blood transfusion, its indications, types of blood transfusion, blood groups and RH factor and its complications, with indication of Calc phos, & Nat mur.
- c) Define Haemorrhage, its source, classification, its types, clinical features, measurement of blood loss, with indication of Hamamelis, phosphorous.
- d) Write about Amoebic abscess, its pathology, clinical features, complications and investigations with indications of Hepar sulph and Merc.

Long Answer Questions (Solve any 1 from 5, 6, & 7) : [1 × 20 = 20]

- 5) Define cyst. Describe its types, classification. Explain about sebaceous cyst. with indications of iodum, Apis m, Thuja.
- 6) Define cholecystitis, etiopathology, clinical features and investigations with indications of lycopodium, Chelidoneum, Cardus Marinus.
- 7) Discuss appendicitis, its types, clinical features, differential diagnosis, complication and management. Write indications for following remedies - Belladonna, Lachesis, Iris tenax.

○○○

Appendicitis, Acute cholecystitis

Appendicitis

[Total No. of Pages : 2

DAB012015301-P-2

**Third B.H.M.S. (2015) (Homoeopathy) Examination, (Phase - III)
Winter - 2021**

**SURGERY - II (ENT, Ophthalmology, Orthopaedics, Dentistry &
Homoeopathic Therapeutics) (Paper - II)**

Total Duration : Section A+B = 3 Hours

Section B Marks : 80

SECTION - B

- Instructions :**
- 1) Use blue/black ball point pen only.
 - 2) Do not write anything on the **blank portion of the question paper**. If written anything, such type of act will be considered as an attempt to resort to unfair means.
 - 3) All questions are **compulsory**.
 - 4) The number to the **right** indicates **full** marks.
 - 5) Draw diagrams **wherever** necessary.
 - 6) Distribution of syllabus in Question Paper is only meant to cover entire syllabus within the stipulated frame. The Question paper pattern is a mere guideline. Questions can be asked from any paper's syllabus into any question paper. Students cannot claim that the Question is out of syllabus. As it is only for the placement sake, the distribution has been done.
 - 7) Use a common book for Section B.

2. Short Answer Questions (Solve any 4 Out of 6) :- [4 × 5 = 20]

- a) Write about Cholesteatoma.
- b) Write about crush syndrome.
- c) Write about Sjogren's syndrome.
- d) Write about Panophthalmitis.
- e) Write about Pterygium.
- f) Write about Brodie's abscess.

3. Short Answer Question (Solve any 4 Out of 6) :- [4 × 5 = 20]

- a) Write about Torticollis (Wry neck) and give indication for Bryonia.
- b) Write about Avascular Necrosis and give indications for Rhus toxicodendron
- c) Write about Chemosia and give indication for Apis mellifica.

- d) Write about Thrush / Monilia and indications of belladonna.
- e) Write short note on Dentition and give indication for Calc phos.
- f) Write about vocal nodules / Singer's nodes.

4. Long Answer Questions (Solve any 2 out of 4) :- [2 × 10 = 20]

- a) Describe about Cervical Rib in detail with indications of Rhus tox, and hypericum.
- b) Define Tonsillitis, explain about Acute tonsillitis, with indication of Phytolacca and Baryta carb.
- c) Describe Dental caries in detail. Give indications for kerosote and Flouric acid.
- d) Explain about Herpes Zoster Ophthalmicus and give indications for Apis m. and Euphrasia.

Long Answer Questions (Solve any 1 from Q.No. 5, 6 and 7) :-[1 × 20 = 20]

- 5. Define Epistaxis. Write the causes and Management of epistaxis. Give indications of Bryonia, Ammonium carb and phosphorous.
- 6. Write about Corneal Ulcer - its causes, types. Explain about Mycotic corneal ulcer and Hypopyon corneal ulcer, along with homoeopathic remedies like Euphrasia, Kali bich., Merc. c.
- 7. Describe Supracondylar fracture of humerus in detail and write the management through homoeopathic remedies - Symphytum, Calc, phos., Ruta.



Third B.H.M.S. (2015) (Homoeopathy) Examination, (Phase - III)
Winter - 2021

**GYNAECOLOGY & OBSTETRICS & OBSTETRICS &
HOMOEOPATHIC THERAPEUTICS - I**

Total Duration : Section A+B = 3 Hours

Section B Marks : 80

SECTION - B

- Instructions :**
- 1) Use blue/black ball point pen only.
 - 2) Do not write anything on the **blank portion of the question paper**. If written anything, such type of act will be considered as an attempt to resort to unfair means.
 - 3) **All questions are compulsory.**
 - 4) The number to the **right** indicates **full marks**.
 - 5) Draw diagrams **wherever necessary**,
 - 6) Distribution of syllabus in Question Paper is only meant to cover entire syllabus within the stipulated frame. The Question paper pattern is a mere guideline. Questions can be asked from any paper's syllabus into any question paper. Students cannot claim that the Question is out of syllabus. As it is only for the placement sake, the distribution has been done.
 - 7) Use a common answer Book for Section B.

SECTION - B (SAQ) (LAQ)

2. Short Answer Question (Solve any 4 Out of 6) :- [4 × 5 = 20]
 - a) Emergency contraception.
 - b) Precocious puberty.
 - c) Tests for Ovulation.
 - d) Secondary dysmenorrhoea.
 - e) Acute PID.
 - f) Oestrogen hormone.

3. Short Answer Question (Solve any 4 Out of 6) :- [4 × 5 = 20]
 - a) Indications of Kali carb & Senecio at Puberty.
 - b) Platina & Natrum carb in Infertility.
 - c) Indications of 2 remedies for hot flushes at Menopause.
 - d) Pulsatilla for Amenorrhoea.
 - e) Medorrhinum for Chronic PID.
 - f) Borax & Bovista for leucorrhoea.

4. **Long Answer Question (Solve any 2 Out of 4) :-** [2 × 10 = 20]
- a) Define DUB & describe the role of Sabina, Trillium pendulum & Platina.
 - b) Discuss Intra-uterine contraceptive device in detail.
 - c) Indications of Conium, Calcarea fluor & Phytolacca for Fibroadenoma.
 - d) Describe the signs & symptoms of Menopause with indications of Graphites, Lachesis & Argentum nitricum.

Long Answer Question (Solve any 1 from 5, 6 and 7) :- [1 × 20 = 20]

- 5. Define Hysterectomy; write its types, describe the procedure & enumerate complications. Write the role of Calendula and Hypericum in post-operative care.
- 6. Describe fibroid uterus, write its types, clinical features, complications and management with the help of 3 homoeopathic remedies.
- 7. Define Prolapse uterus; write its types, signs and symptoms, complications and management with the help of Lilium tig, Murex and Sepia.



Third B.H.M.S. (2015) Examination, (Phase - III) Winter - 2021
OBSTETRICS, INFANT CARE AND HOMOEOPATHIC
THERAPEUTICS - II

Total Duration : Section A+B = 3 Hours

Section B Marks : 80

SECTION - B

- Instructions :**
- 1) Use blue/black ball point pen only.
 - 2) Do not write anything on the **blank portion of the question paper**. If written anything, such type of act will be considered as an attempt to resort to unfair means.
 - 3) **All questions are compulsory.**
 - 4) The number to the **right** indicates **full marks**.
 - 5) Draw diagrams **wherever necessary**.
 - 6) Distribution of syllabus in Question Paper is only meant to cover entire syllabus within the stipulated frame. The Question paper pattern is a mere guideline. Questions can be asked from any paper's syllabus into any question paper. Students cannot claim that the Question is out of syllabus. As it is only for the placement sake, the distribution has been done.
 - 7) Use a common answer book for section - B.

2. Short Answer Questions (Solve any 4 out of 6) : [4 × 5 = 20]

- a) Missed abortion.
- b) Neonatal reflexes.
- c) Cephalhematoma.
- d) Polyhydramnios.
- e) Aims & objectives of ANC
- f) APGAR score.

3. Short Answer Questions (Solve any 4 Out of 6) : [4 × 5 = 20]

- a) Role of Sabina & Cantharis for Vesicular mole.
- b) Describe 2 remedies for retained placenta.
- c) Viburnum opulus & Secale cor in abortion.
- d) Indications of Belladonna & Veratrum album in Puerperal Psychosis.
- e) Argentum nitricum & Merc sol for Ophthalmia neonatorum.
- f) Phosphorus for Diabetes during pregnancy.

4. Long Answer Questions (Solve any 2 Out of 4) : [2 × 10 = 20]

a) Describe perineal tear & 3 Homoeopathic remedies for the same.

OR

b) Write a note on Lactation & role of *urtica urens* and *Agnus castus* in Agalactia.

c) Complications of Anemia during pregnancy with the indications of *Alumina* & *Ferrum phos.*

OR

d) Describe Rh incompatibility in detail.

Long Answer Questions (Any one from Q.No. 5, 6 and 7) : [1 × 20 = 20]

5. Define pre-eclampsia. Write its clinical features, investigations, complications & management with *Apis*, *Phosphorus* & *Arsenic album*.

6. Define Normal labour & its stages. Describe the mechanism of labour & features of a *Pulsatilla* female in labour.

7. Define Asphyxia neonatorum. Write its etiology, clinical features, diagnosis & management with 3 homoeopathic remedies.



Third B.H.M.S. (2015) (Homoeopathy) Examination, (Phase - III)
Winter - 2021

HOMOEOPATHIC MATERIA MEDICA

Total Duration : Section A+B = 3 Hours

Section B Marks : 80

SECTION - B

- Instructions :**
- 1) Use blue/black ball point pen only.
 - 2) Do not write anything on the **blank portion of the question paper**. If written anything, such type of act will be considered as an attempt to resort to unfair means.
 - 3) **All questions are compulsory.**
 - 4) The number to the **right** indicates **full marks**.
 - 5) Draw diagrams **wherever** necessary.
 - 6) Distribution of syllabus in Question Paper is only meant to cover entire syllabus within the stipulated frame. The Question paper pattern is a mere guideline. Questions can be asked from any paper's syllabus into any question paper. Students cannot claim that the Question is out of syllabus. As it is only for the placement sake, the distribution has been done.
 - 7) Use a common answer book for Section B.

2. Short Answer Questions (Solve any 4 Out of 6) : [4 × 5 = 20]

- a) Write down Symphytum - Injury.
- b) Write down ailments from Gelsemium.
- c) Write down modalities colocynth.
- d) Write down respiratory symptoms of Spongia Tosta.
- e) Write down mentals of Nat Mur.
- f) Write down guiding symptoms of Cal phos.

3. Short Answer Question (Solve any 4 Out of 6) : [4 × 5 = 20]

- a) Write down guiding symptoms of Nat carb.
- b) Write down mentals of Stramonium.
- c) Write down GIT symptoms of Podophyllum.
- d) Describe indications of conium in glandular affections.
- e) Describe indications of Bovista in female reproductive tract affections.
- f) Describe causation & modalities of Ignatia.

DAB012015303

4. Long Answer Question (Solve any 2 Out of 4) : [2 × 10 = 20]

- a) Describe in detail sepia lady.
- b) Describe in detail guiding symptoms of Lycopodium.
- c) Compare & contrast urinary complaints of Cantharis & Equisetum.
- d) Compare & contrast joint complaints of Bryonia alba & Rhus tox.

Long Answer Question (Solve any 1 from 5, 6 and 7) :

[1 × 20 = 20]

- 5. Write drug picture of Sulphur.
- 6. Write characteristics of ophidia group and write drug picture of Lachesis.
- 7. Explain what is Materia Medica and describe different ways of studying Materia Medica.



Second B.H.M.S. (2015) Examination (Phase-III) Winter - 2021
ORGANON OF MEDICINE

Total Duration : Section A + B = 3 Hours

Section B Marks : 80

SECTION - B

- Instructions :**
- 1) Use **blue/black** ball point pen only.
 - 2) **Do not** write anything on the **blank portion of the question paper**. If written anything, such type of act will be considered as an attempt to resort to unfair means.
 - 3) **All questions are compulsory.**
 - 4) The number to the **right** indicates **full marks**.
 - 5) Draw diagrams **wherever necessary**.
 - 6) *Distribution of syllabus in Question Paper is only meant to cover entire syllabus within the stipulated frame. The Question paper pattern is a mere guideline. Questions can be asked from any paper's syllabus into any question paper. Students cannot claim that the Question is out of syllabus. As it is only for the placement sake, the distribution has been done.*
 - 7) Use a common answerbook for all sections.

2. Short Answer Questions (Solve any 4 out of 6): **[4 × 5 = 20]**

- a) Principles of Drug Dynamisation.
- b) Different types of Acute Disease.
- c) Law of Simplex.
- d) Contribution of Hering to Homeopathy.
- e) Conversion of Boenninghausen to Homeopathy.
- f) Reasons for Medicines being stronger than Natural Disease.

3. Short Answer Questions (Solve any 4 out of 6) : **[4 × 5 = 20]**

- a) Susceptibility by Kent.
- b) Discuss various types of Psychology.
- c) Various steps of inductive logic.

Second B.H.M.S. (2015) Examination (Phase-III) Winter - 2021
ORGANON OF MEDICINE

Total Duration : Section A + B = 3 Hours

Section B Marks : 80

SECTION - B

- Instructions :**
- 1) Use **blue/black** ball point pen only.
 - 2) **Do not** write anything on the **blank portion of the question paper**. If written anything, such type of act will be considered as an attempt to resort to unfair means.
 - 3) **All questions are compulsory.**
 - 4) The number to the **right** indicates **full marks**.
 - 5) Draw diagrams **wherever necessary**.
 - 6) Distribution of syllabus in Question Paper is only meant to cover entire syllabus within the stipulated frame. The Question paper pattern is a mere guideline. Questions can be asked from any paper's syllabus into any question paper. Students cannot claim that the Question is out of syllabus. As it is only for the placement sake, the distribution has been done.
 - 7) Use a common answerbook for all sections.

2. Short Answer Questions (Solve any 4 out of 6): **[4 × 5 = 20]**

- a) Principles of Drug Dynamisation.
- b) Different types of Acute Disease.
- c) Law of Simplex.
- d) Contribution of Hering to Homeopathy.
- e) Conversion of Boenninghausen to Homeopathy.
- f) Reasons for Medicines being stronger than Natural Disease.

3. Short Answer Questions (Solve any 4 out of 6) : **[4 × 5 = 20]**

- a) Susceptibility by Kent.
- b) Discuss various types of Psychology.
- c) Various steps of inductive logic.

- d) Brousseau's Principles.
- e) Treatment of Suspended Animation.
- f) Different types of Memory and its clinical importance.

4. Long Answer Questions 4 (Solve any 2 out of 4): **[2 × 10 = 20]**

- a) Discuss symptomatology as given by Stuart close.

~~OR~~

- b) Discuss in detail the Knowledge of Physician.
- c) Discuss the Logic of Law of Similars as given in Organon.

~~OR~~

- d) Describe the totality of symptom?

Long Answer Questions (5,6,7) (Solve any 1 out of 3) : **[1 × 20 = 20]**

- 5. What is the concept of Vital Force? What are its qualities? Discuss its role in Life, Health, Disease, Cure and Recovery.
- 6. What are Hahnemann's contributions to medicine? Discuss the various editions of Organon of Medicine.
- 7. Describe the process of Case taking in Homeopathic practice. What is the purpose and Advantages of detailed case taking.



Third B.H.M.S. (2015) Examination, (Phase - II) Summer - 2022
GENERAL SURGERY & HOMOEOPATHIC THERAPEUTICS - I
(Paper - I)

Total Duration : Section A + B = 3 Hours

Section B Marks : 80

SECTION - B

- Instructions :**
- 1) Use blue/black ball point pen only.
 - 2) Do not write anything on the blank portion of the question paper. If written anything, such type of act will be considered as an attempt to resort to unfair means.
 - 3) All questions are compulsory.
 - 4) The number to the right indicates full marks.
 - 5) Draw diagrams wherever necessary.
 - 6) Distribution of syllabus in Question Paper is only meant to cover entire syllabus within the stipulated frame. The Question paper pattern is a mere guideline. Questions can be asked from any paper's syllabus into any question paper. Students cannot claim that the Question is out of syllabus. As it is only for the placement sake, the distribution has been done.
 - 7) Use a common answerbook for all sections.

2. Short Answer Questions (Solve any 4 Out of 6): [4 × 5 = 20]

- a) Sebaceous cyst: definition, sites, complications and treatment.
- b) Describe Fallot's Tetralogy: Pathophysiology, clinical features, investigation and treatment.
- c) Write down traumatic shock: Pathophysiology, clinical features, and treatment.
- d) Boil: definition, sites, complications and treatment.
- e) Acute Mastitis: aetiology, clinical features and treatment.
- f) Describe Achalasia cardia.

3. Short answer questions (Solve any 4 Out of 6): [4 × 5 = 20]

- a) Write down about Carcinocin and Syphilinum in Malignancy.
- b) Mention the role of Silica and Fluoric acid in cicatrix.
- c) Write down about Chelidoneum and lycopodium in liver complaints.
- d) Write down about Aloe soc and aesculus hippo. in Haemorrhoids.
- e) Write down Arnica and Calendula in wound healing.
- f) Write down about Kali bic. and Nux vomica in Duodenal ulcer.

4. Long Answer Questions 4 (Solve Any 2 out of 4): [2 × 10 = 20]

- a) Describe Fistula-in-ano, etiopathology, classification, clinical features and investigations with indications of Hepar sulph and Thuja.

OR

- b) Define Varicose veins, etiology, clinical features and differential diagnosis along with indications of Hamamelis and vipera.

- c) Describe Tetanus-etio-pathology, clinical features and prophylactic measures with indications of ledum pal and Hypericum.

OR

- d) Describe Ulcerative colitis-etio-pathology, clinical features and investigations with indications of Arsenic album and Podophyllum.

Long Answer Questions (Any one from Q.No. 5,6 and 7): [1 × 20 = 20]

- 5. Define Ulcer. Describe its types, classification. Explain about Diabetic ulcer, with indications of Secale cor., Arsenic alb., Nitric acid.
- 6. Define cholecystitis, etio-pathology, clinical features and investigations with indications of China, Chelidoneum, Carduus Marianus.
- 7. Define intestinal obstruction, its types, clinical features, investigation with indications of Belladonna, Opium, and Nux vomica.

❧ ❧ ❧

Third B.H.M.S. (2015) Examination, (Phase-II) Summer - 2022
SURGERY-II (ENT, OPHTHALMOLOGY, ORTHOPAEDICS,
DENTISTRY & HOMOEOPATHIC THERAPEUTICS)
(Paper-II)

Total Duration : Section A + B = 3 Hours

Section B Marks : 80

SECTION - B

- Instructions :**
- 1) Use **blue/black** ball point pen only.
 - 2) **Do not** write anything on the **blank portion of the question paper**. If written anything, such type of act will be considered as an attempt to resort to unfair means.
 - 3) **All** questions are **compulsory**.
 - 4) The number to the **right** indicates **full marks**.
 - 5) Draw diagrams **wherever** necessary.
 - 6) Distribution of syllabus in Question Paper is only meant to cover entire syllabus within the stipulated frame. The Question paper pattern is a mere guideline. Questions can be asked from any paper's syllabus into any question paper. Students cannot claim that the Question is out of syllabus. As it is only for the placement sake, the distribution has been done.
 - 7) Use a common answerbook for **all** sections.

2. Short Answer Questions (Solve any 4 Out of 6):

[4 × 5 = 20]

- a) Myopia
- b) ~~Eye~~ Frozen Shoulder
- c) Differential diagnosis of Red Eye
- d) Otitis Externa
- e) Causes of low back pain
- f) Foreign body in nose

3. Short answer questions (Solve any 4 Out of 6):

[4 × 5 = 20]

- a) Colchicum in gout
- b) Coffea cruda in dental carries

- c) Argentum nitricum in laryngitis
- d) Sulphur in blepharitis
- e) Pulsatilla in sinusitis
- f) Mezerium in osteomyelitis

4. Long Answer Questions (Solve Any 2 out of 4): [2 × 10 = 20]

- a) Describe aetiology, clinical features and management of "Colle's Fracture". Give indication of symphytum and calc phos in management of colle's fracture.

OR

- b) Describe in detail about "Impacted third Molar". Give indication of Arnica and silica in the management of impacted tooth.
- c) Describe aetiology, stages, clinical features and management of "Acute Otitis Media". Give indication of ferrum phos and kalimur in various stages of acute otitis media.

OR

- d) Describe aetiopathogenesis, clinical features of "Stye". Give indication of staphysagria and pulsatilla in management of Stye.

Long Answer Questions (Any one from Q.No. 5,6 and 7): [1 × 20 = 20]

- 5. Enumerate Local and Systemic causes for "Epistaxis". Describe first aid management for Epistaxis. Give indication of China officinalis, phosphorus, arnica in epistaxis.
- 6. Classify Cataract. Describe in detail about "Blue Dot cataract". Give indication of calc. flour, phosphorus and conium of the same.
- 7. Enumerate various "degenerative disorders of bone". Describe in detail aetiology, clinical features and management of "Cervical Spondylitis". Give indication of calc.carb, calc.flour and calc phos for the same.



Third B.H.M.S. (2015) Examination, (Phase - II) Summer - 2022
GYNAECOLOGY & HOMOEOPATHIC THERAPEUTICS - I

Total Duration : Section A + B = 3 Hours

Section B Marks : 80

SECTION - B

- Instructions :**
- 1) Use **blue/black** ball point pen only.
 - 2) **Do not** write anything on the **blank portion of the question paper**. If written anything, such type of act will be considered as an attempt to resort to unfair means.
 - 3) **All questions are compulsory.**
 - 4) The number to the **right** indicates **full marks**.
 - 5) Draw diagrams **wherever necessary**.
 - 6) Distribution of syllabus in Question Paper is only meant to cover entire syllabus within the stipulated frame. The Question paper pattern is a mere guideline. Questions can be asked from any paper's syllabus into any question paper. Students cannot claim that the Question is out of syllabus. As it is only for the placement sake, the distribution has been done.
 - 7) Use a common answerbook for **all** sections.

2. Short answer questions (Solve any 4 Out of 6) [4 × 5 = 20]

- a) Prolactin
- b) Precocious puberty
- c) Dyspareunia
- d) Signs and symptoms of menopause
- e) Spasmodic dysmenorrhoea
- f) Menstrual cycle

3. Short answer questions (Solve any 4 out of 6): [4 × 5 = 20]

- a) Iodium in PCOS.
- b) Sulphur in pruritus vulvae.
- c) Apis in PID.
- d) Belladonna in dysmenorrhoea.
- e) Nitric acid in cervical malignancy.
- f) Phosphorus in menorrhagia.

4. Long Answer Questions 4 (Solve any 2 out of 4) [2 × 10 = 20]

- a) Define pelvic tuberculosis, give its causes, clinical features, investigations, complications and management. Write indications of 2 homeopathic remedies for the same.

OR

- b) Define PCOS, write its causes, clinical features, investigations, complications and management. Give indications of 2 homeopathic remedies for the same.
- c) Define vesico vaginal fistula, write its causes, clinical features, complications and management. Give indications of 2 homeopathic remedies for the same.

OR

- d) Define fibroid, write its classification clinical features, investigations and complications. Give indications of 2 homeopathic remedies for the same.

Long Answer Questions (Any one from Q.No 5, 6 and 7):[1 × 20 = 20]

5. Define infertility, write its causes in male and female, write a note on assisted reproductive techniques. Give indications of Caulophyllum, Sepia and Aurum met in infertility.
6. Define contraception, write its types, write in detail about permanent methods of contraception.
7. Write the causes, stages, clinical features, investigations, complications and management of cervical cancer. Give indications of Merc sol, Secal cor and Ars album for the same.



Third B.H.M.S. (2015) Examination, (Phase - II) Summer - 2022

OBSTETRICS, INFANT CARE AND HOMOEOPATHIC
THERAPEUTICS - II

(Paper - II)

Total Duration : Section A + B = 3 Hours

Section B Marks : 80

SECTION - B

- Instructions :**
- 1) Use blue/black ball point pen only.
 - 2) Do not write anything on the blank portion of the question paper. If written anything, such type of act will be considered as an attempt to resort to unfair means.
 - 3) All questions are compulsory.
 - 4) The number to the right indicates full marks.
 - 5) Draw diagrams wherever necessary.
 - 6) Distribution of syllabus in Question Paper is only meant to cover entire syllabus within the stipulated frame. The Question paper pattern is a mere guideline. Questions can be asked from any paper's syllabus into any question paper. Students cannot claim that the Question is out of syllabus. As it is only for the placement sake, the distribution has been done.
 - 7) Use a common answerbook for all sections.

2. Short Answer Questions (Solve any 4 Out of 6): [4 × 5 = 20]

- a) Perineal tear.
- b) Advantages & contraindications of breast feeding.
- c) Diagnosis of twin pregnancy.
- d) Placenta previa.
- e) Signs & symptoms of pregnancy in 1st trimester.
- f) Vesicular mole.

3. Short answer questions (Solve any 4 Out of 6): [4 × 5 = 20]

- Indications of Kreosote & Lachesis for Lochia.
- Indications of Pyrogen & Baptisia in Puerperal Pyrexia.
- Chelidonium & Cardus marianus for Neonatal jaundice.
- Indications of Carbo veg & Hamamelis for Varicose veins during pregnancy.
- Role of Sabina & Sepia in abortion.
- Describe 2 remedies for prolonged labour.

4. Long Answer Questions (Solve Any 2 out of 4): [2 × 10 = 20]

- Enumerate complications of Diabetes during pregnancy with 2 remedies for the same.

OR

- Define abortion & the classification with a note on threatened abortion.
- Define Post-partum haemorrhage, write its types & complications with indications of 2 remedies for the same.

OR

- Indications of LSCS with 2 Homoeopathic remedies for post LSCS healing.

Long Answer Questions (Any one from Q.No. 5,6 and 7): [1 × 20 = 20]

- Describe IUGR in detail.
- Describe the aims & objectives of ante-natal care and indications of 4 remedies for Hyperemesis gravidarum.
- Define pre-eclampsia. Describe in detail the etio-pathogenesis, clinical features, complications & management with Apis, Helonias & Kali chlor.

❧ ❧ ❧

Third B.H.M.S. (2015) Examination (Phase-II) Summer - 2022
HOMOEOPATHIC MATERIA MEDICA

Total Duration : Section A + B = 3 Hours

Section B Marks : 80

SECTION - B

- Instructions :**
- 1) Use **blue/black** ball point pen only.
 - 2) **Do not** write anything on the **blank portion of the question paper**. If written anything, such type of act will be considered as an attempt to resort to unfair means.
 - 3) All questions are **compulsory**.
 - 4) The number to the **right** indicates **full marks**.
 - 5) Draw diagrams **wherever** necessary.
 - 6) Distribution of syllabus in Question Paper is only meant to cover entire syllabus within the stipulated frame. The Question paper pattern is a mere guideline. Questions can be asked from any paper's syllabus into any question paper. Students cannot claim that the Question is out of syllabus. As it is only for the placement sake, the distribution has been done.
 - 7) Use a common answerbook for all sections.

2. Short answer questions (Solve any 4 out of 6) :

[4×5=20]

- a) Give the modalities of complaints in Bryonia.
- b) Give the causative factor for complaints in Rhus tox.
- c) Give the mentals of Aconite.
- d) Give the G.I.T complaints of Colchicum.
- e) Give the guiding indications of Antim Crud.
- f) Give the eye complaints of Euphrasia.

DAB012015303

3. Short answer question (Solve any 4 out of 6) :

[4×5=20]

- a) Give the guiding indications of Acetic Acid.
- b) Give the urinary complaints of Equisetum.
- c) Give the Heart complaints of Digitalis.
- d) Give the causative factor for complaints in Lachesis.
- e) Give the mentals of Cannabis Indica.
- f) Give the characteristic modalities of complaints of Stramonium.

4. Long answer questions (Solve any 2 out of 4) :

[2×10=20]

- a) Compare and contrast Apocyanum and Apis Mell in Dropsy.

OR

- b) Compare and contrast Belladonna and Gelsemium in fever.
- c) Explain the eye complaints and G.I.T. of Argentum Nitricum.

OR

- d) Explain the mentals and female complaints of Platina.

Long Answer Questions (Any one from Q.No. 5, 6 and 7):

[1×20=20]

- 5. Give the characteristic features of carbon group and explain the drug picture of carbo veg.
- 6. Enumerate the various Diathesis and explain each of them with examples.
- 7. Give the full Drug picture of Kali carb.



Third B.H.M.S. (2015) Examination, (Phase-II) Summer - 2022
ORGANON OF MEDICINE

Total Duration : Section A + B = 3 Hours

Section B Marks : 80

SECTION - B

- Instructions :**
- 1) Use **blue/black** ball point pen only.
 - 2) **Do not** write anything on the **blank portion of the question paper.** If written anything, such type of act will be considered as an attempt to resort to unfair means.
 - 3) **All** questions are **compulsory.**
 - 4) The number to the **right** indicates **full** marks.
 - 5) Draw diagrams **wherever** necessary.
 - 6) Distribution of syllabus in Question Paper is only meant to cover entire syllabus within the stipulated frame. The Question paper pattern is a mere guideline. Questions can be asked from any paper's syllabus into any question paper. Students cannot claim that the Question is out of syllabus. As it is only for the placement sake, the distribution has been done.
 - 7) Use a common answerbook for **all** sections.

2. Short Answer Questions (Solve any 4 out of 6) : **[4×5=20]**

- a) Completion of Drug proving.
- b) Law of Minimum.
- c) Alternating diseases.
- d) Knowledges of a physician.
- e) Classification of Acute diseases.
- f) Unprejudiced observer.

3. Short Answer Questions (Solve any 4 out of 6) : **[4×5=20]**

- a) Sick
- b) Oversensitive patients.
- c) Simple substance
- d) Placebo
- e) High susceptibility.
- f) Drug potential.

DAB012015304

4. Long Answer Questions (Solve any 2 out of 4) : [2×10=20]

a) What is pathology of Homoeopathy?

OR

b) Define symptomatology. Discuss value of symptoms in detail.

c) What is portrait of disease?

OR

d) What are dissimilar diseases? Discuss the three possibilities when dissimilar diseases meet in nature in an individual.

Long Answer Questions (Any one from Q.No. 5, 6 and 7) : [1×20=20]

5. Define case taking. Discuss the guidelines of case taking as per organon.

6. What is deflected current?

7. Which are the different ancillary measures of treatment?

